


FOCUS
ON EU ENLARGEMENT AND
WILDLIFE TRADE:
REVIEW OF
CITES IMPLEMENTATION
IN CANDIDATE COUNTRIES

KARIN BERKHOUDT
A TRAFFIC EUROPE REPORT



TRAFFIC
EUROPE

Published by TRAFFIC Europe,
Brussels, Belgium.

© 2002 TRAFFIC Europe
All rights reserved

All material appearing in this publication is copyrighted and may be reproduced with permission. Any reproduction in full or in part of this publication must credit TRAFFIC Europe as the copyright owner.

The views of the author expressed in this publication do not necessarily reflect those of the European Commission, the TRAFFIC Network, WWF or IUCN.

The designations of geographical entities in this publication, and the presentation of the material, do not imply the expression of any opinion whatsoever on the part of the European Commission, TRAFFIC or its supporting organizations concerning the legal status of any country, territory, or area, or of its authorities, or concerning the delimitation of its frontiers or boundaries.

The TRAFFIC symbol copyright and Registered Trademark ownership is held by WWF. TRAFFIC is a joint programme of WWF and IUCN.

Suggested citation: Berkhoudt, K. (2002). *Focus on EU Enlargement and Wildlife Trade: Review of CITES Implementation in Candidate Countries*. TRAFFIC Europe.

TABLE OF CONTENTS

Acknowledgements.....	ii
Executive Summary.....	iii
Introduction	1
Objectives.....	2
Methods.....	3
Status of wildlife trade and its regulation in Candidate Countries.....	5
Bulgaria.....	6
Cyprus	12
Czech Republic	17
Estonia.....	28
Hungary.....	33
Latvia	40
Lithuania	44
Malta	48
Poland	55
Romania	62
Slovakia.....	67
Slovenia.....	73
Turkey	78
Training and training needs in Candidate Countries.....	87
NGO support – case study: TRAFFIC Europe – Candidate Countries Programme	90
Conclusions	92
Recommendations	98
References	100
Annex I: Questionnaire.....	101
Annex II: Country codes.....	103
Annex III: Annual reports.....	107
Annex IV: Overall trade (all and wild specimens).....	108
Annex V: Overview of wildlife training activities in Candidate Countries.....	113

ACKNOWLEDGEMENTS

This project has been co-funded by the European Commission and TRAFFIC Europe. The final report would not have been so comprehensive without the help of many individuals. Representatives of CITES Management Authorities of EU Candidate Countries kindly responded to the questionnaire, gave permission to use the CITES Secretariat's legislation analyses and provided additional information. Special thanks are addressed to these representatives: Valery Georgiev of Bulgaria, Antonis Antoniou and Christina Pantazi of Cyprus, Petr Pařízek and Jan Kučera of the Czech Republic, Kadri Alasi of Estonia, Katalin Rodics and Levente Körösi of Hungary, Vilnis Bernards of Latvia, Selemonas Paltanavicius and Inga Naudziuniene of Lithuania, Alfred Baldacchino and Charmaine Muscat of Malta, Zygmunt Krzeminski, Jacek Pytkowski and Malgorzata Rudzinska-Sajdak of Poland, Adriana Baz of Romania, Dana Kmecova of Slovakia, Robert Bolješič and Urška Mavri of Slovenia, S. Kuleli of Turkey and numerous colleagues who contributed by providing information.

Further thanks go to Marceil Yeater, John Sellar and Juan Carlos Vasquez from the Legislation and Compliance Unit of the CITES Secretariat for forwarding full reports of the legislation analyses and information from the CITES TIGERS Database as well as to John Caldwell from UNEP – WCMC (United Nations Environment Programme – World Conservation Monitoring Centre) for extracting all necessary data from CITES Parties' Annual Reports database on wildlife trade.

Gratitude is expressed to Laurie Kint, Caroline Raymakers and Stephanie Theile from TRAFFIC Europe Regional Office in Brussels for their technical advice and moral support, to Massimiliano Rocco from TRAFFIC Europe–Italy for kindly reviewing the report, and to Steven Broad and Maija Sirola from TRAFFIC International for providing their expertise and valuable time at the last-minute in order to enable publication.

EXECUTIVE SUMMARY

Introduction

In March 1998, EU institutions announced that the following 13 nations had officially applied to accede to the EU: Bulgaria, Cyprus, the Czech Republic, Estonia, Hungary, Latvia, Lithuania, Malta, Poland, Romania, Slovakia, Slovenia and Turkey. Following the Laeken Council held in Brussels, in December 2001 it is expected that negotiations can be closed in the second half of 2002 for Candidate Countries that have complied with all requirements. If deadlines are met, an accession treaty should be signed on time to allow for the completion of all ratification procedures by the end of 2003. On such basis, the first new Member States would join the EU in 2004.

All EU Candidate Countries are Party to CITES (Convention on the International Trade in Endangered Species of Wild Fauna and Flora), with the most recent acceding nations being Lithuania, which joined in December 2001. Considering EU enlargement matters in terms of wildlife trade, the most important aspect is the Single Market. Several questions arise, mainly concerning the transit role played by several Candidate Countries with regard to illegally acquired specimens from range countries traded through Candidate Countries into the EU. The enlargement will shift the EU external borders further east and will move the responsibility of controlling the entry into and exit from the Community to other border crossing points where particularly efficient enforcement will be required. Especially important in this context is the knowledge and expertise of the authorities, such as Management and Scientific Authorities, custom services and inspectors. They all should be well trained in enforcing all relevant provisions of the CITES implementing EU Wildlife Trade Regulations. Efficient methods and procedures must be in place for the recognition and identification of specimens and detection of illegal trade.

Objectives and Methodology

A study was planned to be carried out by TRAFFIC Europe with the main purpose to estimate the possible effect of accession on the legal and illegal wildlife trade into the EU. The assessment of the implementation of CITES by Candidate Countries would give the opportunity to verify their ability to comply with the requirements of the stricter EU Wildlife Trade Regulations (Council Regulation (EC) No. 338/97) in the future and to accept the responsibility for monitoring and regulating the legal trade into and from the Community as well as restricting the illegal trade.

The main objectives of this study were to find out whether Candidate Countries have good CITES implementing legislation, what are the needs for further assistance in improving implementation and enforcement and which are the legal and illegal trade trends regarding CITES-listed species. Additionally, specific attention was paid to international and national initiatives for improving implementation and enforcement (e.g. conferences, seminars, training workshops) and to possibilities for encouraging such initiatives through existing government grant schemes and active NGO support.

Information was obtained from various sources, namely questionnaires completed by and individual contacts with the Management Authorities of Candidate Countries, the CITES National Legislation Project, annual report trade data compiled by UNEP-WCMC, the CITES Secretariat's TIGERS (Trade Infraction and Global Enforcement Recording System) Database and CITES Doc. 10.28 "Review of alleged infractions and other problems of implementation of the Convention" (June 1997).

Results: selection of wildlife trade patterns

Some combinations of Candidate Countries and trade in certain species involved high number of specimens taken from the wild. Eight of the most important categories were selected to be outlined below.

Export of live plants by Turkey

In total, 86,836,199 CITES-listed live plants taken from the wild were exported by Turkey from 1992 to 1999. Nineteen different CITES-listed taxa were involved. Most belonged to the following three taxonomic groups (all CITES Appendix II): Snowdrops *Galanthus* spp. (83%), Cyclamen *Cyclamen* spp. (13%) and Sternbergias *Sternbergia* spp. (4%). The majority was imported by the Netherlands (98%), while the rest was imported by Switzerland (1%), the Czech Republic (< 1%), Denmark (< 1%) and the UK (< 1%). Turkey's global role in the export of live and wild *Galanthus* spp. was extremely important. In 1999 alone, the reported world exports of wild specimens from this genus totalled 7,500,010, while the reported exports for Turkey in the same year totalled 7,500,000.

Export of live invertebrates by Turkey

In total, 428,980 CITES-listed live invertebrates taken from the wild were exported by Turkey from 1992 to 1999. These were almost all Medicinal Leeches *Hirudo medicinalis* (Appendix II), imported by Germany (> 99%), France (< 1%), the UK (< 1%) and the USA (< 1%). Further, 30 Southern Giant Clams *Tridacna derasa* (Appendix II) were imported by the USA. In addition to these specimens, 11,432 kilogrammes live and 18,734 kilogrammes bodies of *Hirudo medicinalis* taken from the wild were also exported to France (80%), Switzerland (12%), Germany (6%), the UK (1%), the USA (< 1%) and Israel (< 1%). Turkey's global role in the export of live and wild *Hirudo medicinalis* was extremely important. In 1999 alone, the reported world exports of wild specimens from this species was represented only by the reported exports for Turkey, which totalled 200 live specimens, 1,374 kilogrammes live specimens and 500 kilogrammes bodies.

Import and re-export of reptile specimens by Hungary

In total, 148,665 CITES-listed reptile specimens (excluding live specimens) taken from the wild were imported and 180,736 were re-exported by Hungary from 1992 to 1999. The majority (respectively 93% and 95%) was formed by leather pieces from three Appendix II species. Specimens from the Argentine Teju *Tupinambis rufescens* and the Banded Tegu *Tupinambis teguixin* mainly came from Paraguay (> 95%), while specimens from the Nile Monitor *Varanus niloticus* mainly came from Sudan (> 95%). It was remarkable that specimens from these species and these countries of origin were imported from Italy and then re-exported back to Italy, which indicates that Hungary functions as a semi-processing country for reptile leather.

Import of live birds by Malta

In total, 75,927 CITES-listed live birds taken from the wild were imported by Malta from 1992 to 1999. The majority of the specimens (61%) were finches from the genus *Serinus* spp., including species listed in Appendix III by Ghana with main origin in Senegal (88%). In general, the live *Serinus* spp. were mostly exported directly by the country of origin (87%). However, Malta's global role in the import of live and wild *Serinus* spp. seemed to be rather limited. In 1999 alone, the reported world imports of wild specimens from this genus totalled 235,617, of which 5% was exported by Malta.

Export of bird bodies by Bulgaria

In total, 53,609 CITES-listed bird bodies taken from the wild were exported by Bulgaria from 1992 to 1999. These all concerned European Turtle Doves *Streptopelia turtur*, a species listed in CITES Appendix III by Ghana. The majority was destined for Italy (96%) and the rest (4%) for Greece. Transactions were evenly distributed over the period from 1993 to 1999. Bulgaria's global role in the export of live and wild *Streptopelia turtur* was extremely important. In 1999 alone, the reported world exports of wild specimens from this species totalled 4,725, of which more than 99% was exported by Bulgaria. It is relevant to note here that the EU provisions for *Streptopelia turtur* are very strict, as the species is listed in EU Annex A, which roughly corresponds to CITES Appendix I and which does not allow trade for commercial purposes.

Import of live reptiles by the Czech Republic

In total, 35,500 CITES-listed live reptiles taken from the wild were imported by the Czech Republic from 1992 to 1999. These reptiles involved 112 taxa, but the majority (41%) involved tortoises from the genus *Testudo* spp., most of which had their origin in Uzbekistan (60%) and in Kazakhstan (31%), and most of which were

imported through a re-exporting country (56%). The main re-exporting country was Russia (> 99%). However, the Czech Republic's global role in 1999 with regard to the import of live and wild *Testudo* spp. was almost non-existent. In this year, only 62 captive bred specimens were imported by this country. On the other hand, the total global imports consisted of 48,941 specimens, of which 88% had a wild origin.

Export of sturgeon eggs (in kg) by Bulgaria

In total, 3,537 kilogrammes of CITES-listed fish eggs declared of wild sources were exported by Bulgaria in 1998 and 1999. Most were eggs (>99%) of Beluga *Huso huso*, while the rest (<1%) came from Sterlet *Acipenser ruthenus*. Importing countries were Switzerland (42%), USA (32%), France (26%) and Romania (1%). Bulgaria's global role in the export of live and wild *Huso huso* eggs was very important. In 1999 alone, the reported exports of wild collected eggs from this species by Bulgaria totalled 2,137 kilogrammes, which was 13% of the world's quota for that year.

Export of sturgeon eggs (in kg) by Romania

In total, 3,324.4 kilogrammes of CITES-listed fish eggs taken from the wild was exported by Romania in 1998 and 1999. The following three species were involved: Russian Sturgeon *Acipenser gueldenstaedtii* (29%), Star Sturgeon *Acipenser stellatus* (33%) and Beluga *Huso huso* (39%). The countries of import were Germany (76%), the USA (16%), the UK (4%), Denmark (2%), France (1%), and Greece (1%). Romania's global role in the export of live and wild *Huso huso* eggs was, as for Bulgaria, very important. In 1999 alone, the reported exports of wild collected eggs from this species by Romania totalled 1,782 kilogrammes, which was 11% of the world's quota for that year.

Conclusions

CITES Implementation

The results showed that the quality of the CITES implementing legislation varies greatly between the countries. For example, Slovakia has laws that have a high level of compliance with CITES provisions and is currently working on the adoption of a new law. Other countries have more difficulties and do not always receive or make use of extent advice and assistance from the CITES Secretariat as well as the EU institutions, or from international co-operation or development programmes, to draft or adopt new laws.

CITES Administration and Enforcement

Looking at the authorities with regard to personnel, equipment, activities and enforcement, it turned out that many similar problems occurred in the countries, such as the lack of staff, resources and finances, the need for training of enforcement officers and the lack of efficient communication and co-ordination. Further, convictions imposed for violation of the law mainly consisted of confiscation only. Some countries occasionally gave fines and in even less cases jail sentences. Only Malta regularly imposed jail sentences: from 1993 to 2001, 17 people were sent to jail for a total of 122 months. Candidate Countries were often involved in various activities to target the problems and improve CITES implementation and enforcement, e.g. participation in international co-operation programmes (that seemed to be especially successful), such as PHARE, TAIEX and DANCEE, organisation of and participation in national and international training seminars, raising public awareness, purchasing equipment and hiring additional staff.

Outline of Legal Wildlife Trade

The analysis of the legal wildlife trade for CITES-listed species (from 1992 to 1999) showed that six Candidate Countries, Turkey, Bulgaria, Hungary, Poland, the Czech Republic and Malta, were the largest traders for specimens from all sources as well as from wild sources only (in a somewhat different order). The categories of specimens most abundant in trade were live plants, roots, live invertebrates, live fish, reptile specimens, live birds, mammal specimens, fish specimens, live reptiles in that order. This was almost similar for specimens taken from the wild, with the exception of live fish that were generally not taken from the wild.

Focus on EU Enlargement and Wildlife Trade: Review of CITES Implementation in Candidate Countries

The most important trading partners of Candidate Countries with regard to specimens from CITES-listed species were generally represented by small groups of countries. The top five countries of origin for specimens imported by Candidate Countries consisted of the Netherlands, the United States, Indonesia, Turkey and Sudan, while the top five countries of destination for specimens exported by Candidate Countries consisted of the Netherlands, Germany, Switzerland, Sweden and Denmark. The top five countries of origin for specimens re-exported by Candidate Countries consisted of Georgia, Russia, Sudan, Colombia and Peru and the top five countries of destination for specimens re-exported by Candidate Countries consisted of the Netherlands, Italy, Germany, France and Belgium. The fact that countries of origin were generally in Asia, Africa and South America, while the countries of import were generally EU Member States provides a confirmation of the transit function for Candidate Countries.

Illegal Trade and Infractions

The countries that were most often mentioned in relation to seizures of illegally traded specimens were the Czech Republic, Poland and Malta. Looking at the annual report trade data, it was obvious that for the Czech Republic and Malta these seizures were mainly reported by themselves. However, for Poland the seizures were more often reported by other countries.

Training and Training Needs

Training activities are taking place in all Candidate Countries, except in Cyprus. It is obvious that some countries are more active than others when it comes to national training efforts as well as organisation of and participation in international seminars. This can be caused by several factors. Lack of finances probably plays a role in many countries. Further, the assistance programmes are not always accessible for all countries. E.g. DANCEE does not focus on Cyprus, Hungary, Malta, Slovenia and Turkey. The participation of EU Member States in Candidate Countries training is still quite limited. Denmark is most active through its DANCEE programme. Germany also organises many study visits and training seminars and has cooperated with Austria to support Bulgaria in a *Twinning* project. The Netherlands has organised one study visit and France has an agreement on cooperation with the Czech Republic.

NGO Support

Additionally to activities by the authorities of Candidate Countries and support by the EU Commission and the individual EU Member States, NGOs can play very important roles with regard to identifying certain problems, supporting initiatives, enhancing exchange of information and stimulating capacity building and training. The TRAFFIC Europe – Candidate Countries programme, hosted by WWF Hungary and set up with support from the Austrian Ministry of Environment, WWF Austria and WWF Hungary, is an example of targeted assistance to five priority Candidate Countries (the Czech Republic, Hungary, Poland, Slovakia and Slovenia).

Recommendations

This study showed that there were many differences between the countries regarding implementation and enforcement of CITES as well as the legal and illegal trade in CITES-listed specimens. It is important that all Candidate Countries, regardless of their involvement in international wildlife trade, will find a similar high quality level of implementation and enforcement in order to avoid that countries with current small markets and consequent limited attention for this subject can be used as an entrance into the EU for illegally obtained specimens as soon as the Single Market is expanded.

CITES Implementation

The Management Authorities of Candidate Countries should exchange information, comments, ideas and advice with regard to the CITES implementing legislation, e.g. by organising or participating in international workshops on this subject. It could be useful to identify certain countries that have good legislation, could serve as example and take the lead on certain discussions (e.g. Slovakia). The CITES Secretariat, in accordance with Resolution Conf. 8.4, and the EU Commission should provide guidance and advice in that process.

CITES Administration and Enforcement

The EU Commission should consider contacting the relevant Ministries responsible for CITES in Candidate Countries in order to stress the importance of effective implementation and enforcement and future compliance with the EU Wildlife Trade Regulations and to promote the financial and practical support to the national authorities.

The Management Authorities of Candidate Countries should expand the use of the existing international assistance programmes, such as PHARE, TAIEX and DANCEE and share information and experiences with the other (non-participating) countries.

Where appropriate, the EU Commission and the EU Member States should provide technical and financial assistance to Candidate Countries and enhance the possibilities to carry out activities for the improvement of CITES implementation and enforcement.

The European Commission could also encourage the dialogue between Member States and Candidate Countries on management, scientific and enforcement issues, by inviting for example representatives of Candidate Countries as observers to the meetings of the Scientific Review Group, the Committee and the Enforcement Group.

Outline of Legal Wildlife Trade

The Management and Scientific Authorities of Candidate Countries should use the available trade data analyses to obtain more insights in their involvement in the international markets, which could improve the required enforcement activities as well as the communication with these trading partners. Especially the Management and Scientific Authorities of the six largest traders (Turkey, Bulgaria, Hungary, Poland, the Czech Republic and Malta) should consider reviewing the categories that involved large numbers of specimens taken from the wild.

Illegal Trade and Infractions

The Management Authorities and the Customs of Candidate Countries should confirm or improve the communication on seizures between themselves as well as to other countries involved and to the international authorities. Further, in case illegal trade is most often detected by trading partners and not by the country itself, there may be a serious need for increased controls and stricter measures.

Training and Training Needs

It is important that Candidate Countries reach a comparable level of training and that Cyprus, Lithuania, Malta, Romania and Turkey in particular are more involved in the process. International assistance programmes, such as PHARE, TAIEX and DANCEE, are very useful for many countries. These programmes should continue to exist and be intensified. Detailed information on the possibilities, criteria and application procedures should be distributed in all Candidate Countries. The availability of experience and expertise of Member States to Candidate Countries should be stimulated and expanded, e.g. through PHARE *Twinning* and TAIEX study visits.

NGO Support

The TRAFFIC Europe Candidate Countries (TEUR-CC) programme should use this report as a guide for its future activities, with a special focus on the recommendations defined above. TRAFFIC Europe should work to ensure that TEUR-CC can become a long-term programme for assisting the five priority countries and for expanding assistance to other countries as well.

INTRODUCTION

A large number of wild species are or may become threatened by over-exploitation of their populations to supply the international demand for their specimens. These plants and animals are therefore subject to or may require particular legal provisions, such as the ones provided under the Convention on International Trade in Endangered Species of Wild Fauna and Flora (CITES). The Convention regulates international trade in about 30,000 species that are included in its three appendices based on a system of permits and certificates that can be issued if certain conditions are met and must be presented before consignments of specimens are allowed to leave or enter a country.

The scope of the present study is limited to international trade in species that are included in Appendix I, II and III of CITES as well as in three of the four annexes (Annex A, B and C) of the EU Wildlife Trade regulations. The report does therefore not give a picture of all wildlife trade for the countries included and its conclusions and recommendations are driven exclusively from information and data that concern CITES and the EU related legislation.

CITES and the EU

The European Union (EU) is one of the largest and most diverse markets for wildlife and wildlife products in the world, grouping 15 wealthy nations (Austria, Belgium, Denmark, Finland, France, Germany, Greece, Ireland, Italy, Luxembourg, the Netherlands, Portugal, Spain, Sweden and the UK). Wildlife markets in the EU involve many thousands of species and change constantly, depending upon many factors such as fashion, value, availability and regulation or restrictive measures taken regarding trade in certain species.

In October 2002, 160 Parties had acceded to CITES and implement its provisions, including the 15 EU Member States and the majority of countries on the European continent, with notable exceptions in Eastern Europe, namely Albania and Bosnia and Herzegovina. The level of implementation of CITES in Europe varies from comprehensive and sophisticated to virtually non-existent, more or less coinciding with the wealthy western nations and the economies in transition elsewhere. Enforcement of CITES and effectively controlling wildlife trade remains problematic in a large portion of Europe.

Although the EU it is not a Party to CITES in its own right, EU Member States have been implementing the Convention collectively since 1 January 1984, but some were doing so before that year because they were Parties in their own right. The main reasons for the Community's involvement are the fact that external trade rules are the exclusive competence of the Community and the absence of systematic border controls between Member States due to the free movement of goods and people within the Community which made uncoordinated implementation of CITES by each Member States if not impossible at least ineffective, given the fact that only five of the Community Member States were Party to the Convention in 1982. Apart from these technical reasons, the adoption of environmental action plans for the Community, such as the Habitats Directive, and legislation on the protection and conservation of the Community's indigenous species also made wildlife trade regulations shift from a national affair to a matter of Community competence.

With the completion of the Single Market in January 1993, internal border controls between EU Member States were largely eliminated. This made improvement and a full revision of the 1982 Regulation necessary to increase the effectiveness of external border controls and to harmonise the implementation of the many recommendations of the Conference of the Parties to CITES among EU Member States. On 9 December 1996 the EU adopted Council Regulation (EC) No 338/97 and Commission Regulation (EC) No 939/97 that entered into effect on 1 June 1997. The latter was recently amended and replaced by Commission Regulation (EC) No 1808/2001. These two new Regulations not only fully implement the provisions of CITES, but also include provisions to implement the bulk of currently applicable recommendations of the Conference of the Parties on their interpretation and implementation. Indeed, the Regulations go beyond CITES in many places.

As a result of the single market in the EU, trade in Appendix II and III CITES-listed species between individual Member States is not controlled nor reported, which raises the need for all EU Member States to be on the same level of legislation, implementation and enforcement. Concerns have also been raised that third Parties can use

Focus on EU Enlargement and Wildlife Trade: Review of CITES Implementation in Candidate Countries

Member States that are known for their weak implementation of the EU Wildlife Trade Regulations to introduce specimens for which other Member States would probably not have issued an import permit or certificate. Due to the free movement of goods within the EU, those specimens could then be further sold elsewhere.

EU Candidate Countries

In March 1998, EU institutions announced that the following 13 nations had officially applied to accede to the EU: Bulgaria, Cyprus, the Czech Republic, Estonia, Hungary, Latvia, Lithuania, Malta, Poland, Romania, Slovakia, Slovenia and Turkey. Following the Laeken Council held in Brussels, in December 2001 it is expected that negotiations can be closed in the second half of 2002 for Candidate Countries that have complied with all requirements. If deadlines are met, an accession treaty should be signed on time to allow for the completion of all ratification procedures by the end of 2003. On such basis, the first new Member States would join the EU in 2004.

All EU Candidate Countries are Party to CITES, the most recent acceding nation being Lithuania, which joined in December 2001. Considering EU enlargement matters in terms of wildlife trade, the most important aspect is the Single Market. Several questions arise, mainly concerning the transit role played by several Candidate Countries with regard to illegally acquired specimens from range countries traded through the Candidate Countries into the EU. The enlargement will shift the EU external borders further east and will move the responsibility of controlling the entry into and exit from the Community to other border crossing points where particularly efficient enforcement will be required. Especially important in this context is the knowledge and expertise of the authorities, such as Management and Scientific Authorities, custom services and inspectors. They all need to be aware of the CITES implementing EU Wildlife Trade Regulations and should be well trained in enforcing all relevant provisions of these regulations. Efficient methods and procedures must be in place for the recognition and identification of specimens and detection of illegal trade.

OBJECTIVES OF THE STUDY

The TRAFFIC Network is particularly dedicated to the implementation of CITES provisions and related wildlife trade issues around the world. Contributing to this commitment TRAFFIC Europe has, since its creation in the early 1990s, worked to improve the effectiveness of measures adopted by governments in Europe and the CIS (Commonwealth of Independent States) to control international trade in biological resources and works therefore in close collaboration with the European Commission and EU Member States to support its initiatives in the EU.

In the context of the EU enlargement TRAFFIC Europe identified the need to undertake an assessment of the implementation of CITES by EU Candidate Countries. The latter can be used to verify the ability of these nations to comply with the provisions of EU Wildlife Trade Regulations that include stricter domestic measures. Findings should also provide sufficient basis to assist with the adoption of necessary measures to carry out their responsibility in monitoring and regulating the legal trade entering and exiting the Community as well as efficiently combating illegal trade.

Additionally, findings of the study and contacts made with relevant authorities while undertaking it were seen as an important step towards the development of activities on CITES and wildlife trade issues that TRAFFIC Europe was interested to carry out in Candidate Countries.

Within this framework, a study was planned to answer specific questions that would allow to identify gaps and problems and to formulate recommendations.

- 1) Do the Candidate Countries have CITES implementing legislation and the authority to:
 - ✓ designate Management and Scientific Authorities;
 - ✓ prohibit trade in specimens in violation of the Convention;
 - ✓ penalise such trade; and
 - ✓ confiscate specimens illegally traded or possessed?

Focus on EU Enlargement and Wildlife Trade: Review of CITES Implementation in Candidate Countries

- 2) Have the Candidate Countries initiated activities for improved CITES implementation and enforcement?
 - ✓ Have there been made available any additional resources?
 - ✓ Have there been any training sessions for personnel?
 - ✓ Have there been any educational awareness campaigns?
 - ✓ Are there any international co-operation programmes?

- 3) Which are the legal trade trends in the Candidate Countries?
 - ✓ Are these importing, exporting or re-exporting countries?
 - ✓ Which species and specimens are in trade?
 - ✓ Are traded specimens taken from the wild?
 - ✓ Which other countries are involved?
 - ✓ Have there been recent trends?

- 4) Which are the illegal trade trends in the Candidate Countries?
 - ✓ Is there much illegal trade and which are the characteristics?
 - ✓ Have there been any seizures and/or confiscations of illegally traded specimens?
 - ✓ Have there been any prosecutions in relation to illegally traded specimens?

Additionally, it was decided that specific attention should be paid to international and national initiatives for improving implementation and enforcement (e.g. conferences, seminars, training workshops) and to possibilities for encouraging such initiatives through existing government grant schemes and active NGO support.

METHODS

CITES Implementation

Information on legislation in the Candidate Countries was obtained from two different sources. First the CITES National Legislation Project carried out by the CITES Secretariat as laid down in Resolution Conf. 8.4. Within the framework of this project, the legislation of the Parties is analysed and categorised based on certain requirements for the full implementation of the Convention. The analyses could be obtained from the CITES Secretariat after proving permission from the Management Authorities of the relevant countries. For some countries, the analyses were outdated, as they had recently adopted new legislation while for other countries the analysis was not yet finished or not done at all (for previous non-Parties). In these cases, information was obtained directly from the Management Authorities in the form of full English versions of the laws or in the form of informal translations or explanation of the relevant provisions. The countries for which information from the Legislation Project was used were: Bulgaria, Cyprus, Hungary, Malta and Turkey. The countries for which information from other sources was used were: the Czech Republic, Estonia, Latvia, Lithuania, Poland, Romania, Slovakia and Slovenia.

CITES Administration and Enforcement

In order to obtain information with regard to efforts made for enforcement of the Convention, including availability of resources, training sessions, educational awareness campaigns and international co-operation programmes, a questionnaire was designed to be sent to the Management Authorities of the Candidate Countries (Annex I). All countries responded to this questionnaire and some also provided additional information.

Outline of Legal Wildlife Trade

The source of all trade data was CITES Parties' Annual reports on trade data that are compiled by UNEP-World Conservation Monitoring Centre (UNEP-WCMC). The results of the analysis presented in the report only cover international trade in CITES-listed species, and do therefore exclude all domestic trade in wildlife as well as considerable international wildlife trade of species that are not included in the appendices of the Convention and of specimens traded between two or more nations of which none are Party to CITES.

Focus on EU Enlargement and Wildlife Trade: Review of CITES Implementation in Candidate Countries

CITES trade data were obtained in the form of comparative tabulations that were prepared based on Candidate Countries annual reports from 1992 to 1999. These comparative tabulations show reported imports versus reported exports, including re-exports. An example of such tabulation is given below. A list of all the codes used (country codes, units, terms, purposes and sources) is provided in Annex II.

Table 1.
Example of comparative tabulations of all CITES trade reported by Candidate Countries in 1992-1999

Year	App	Taxon						Imp Rep					Exp Rep					
			Imp	Exp	Origin	Quantity	Unit	Term	P	S	Quantity	Unit	Term	P	S			
1993	2	<i>Accipiter gentilis</i>	AT	CZ										1		LIV	Q	W
1993	2	<i>Accipiter gentilis</i>	CZ	AT	CZ	1		LIV	Q	W								
1993	2	<i>Accipiter gentilis</i>	CZ	SK	CZ	2		LIV	Q	W								
1993	2	<i>Accipiter gentilis</i>	SK	CZ									2		LIV	Q	W	
1993	2	<i>Accipiter gentilis</i>	US	CZ									4		LIV	B	F	
1993	2	<i>Accipiter gentilis</i>	US	CZ		4		LIV	T	W			4		LIV	T	W	
1993	2	<i>Aceros corrugatus</i>	CZ	SG		2		LIV	T	O								
1993	2	<i>Aceros corrugatus</i>	CZ	SG	XX								1		LIV	T	O	

Codes: Appendix II. Source: CITES annual reports (comparative tabulations) compiled by UNEP-WCMC, 2001.

Normally, all data presented in comparative tabulations are summed. This means that the quantities are added together for all transactions with the same parameters, i.e. same taxon, description of items traded, importer, exporter, country of origin, purpose of transaction, source of material and the year in which the trade occurred.

However, these data need some more adjustments before it is possible to determine the trade levels for the countries and make analyses to identify trends. The UNEP-WCMC already puts import and export reported shipments on the same row of the tabulation, but only if all the details of transactions (except quantity) are reported identically by both importer and exporter. Still, there can be many differences between import and export reported shipments besides just the quantity. Often these are related to purposes and sources, but it also happens that the country of origin or the subspecies is mentioned by one of the trading parties, while it is forgotten by the others.

Therefore, certain rules have been followed for the further analyses of these data and to merge the import and export reported trade into one set of comprehensive data. The records were sorted for year, taxon and country of import (in that order) and, when import and export records showed less than three differences, they were considered the same. The categories that were allowed to show differences were taxon (lacking subspecies), country of origin (missing code), quantity, purpose and source. Missing purposes and sources were ignored and not counted as a difference. In the case of different quantities, the lower number was chosen for the merged record. In the case of different purposes and sources, both were noted in the merged record. When these activities were completed, import and export records were put underneath each other, in one list.

This method is only one way to deal with these comparative tabulations. There are different methods used by different researchers. In this study, it was chosen to prevent an overestimation of trade by following not so strict criteria for merging records and by picking the lowest number in the case of different quantities. The method used can have quite a large impact on the results and the calculations will never be more than an estimation of the truth. There are several other factors with large influence on the results. First of all, Parties are supposed to send their trade data to the Secretariat in the form of annual reports. However, not all Parties submit their annual report on time (i.e. 31 October of the following year) and some Parties did not submit any annual report for some years due to internal problems such as civil unrest and lack of personnel or other resources (see Annex III). Second, non-Parties do not report their trade to the Secretariat and, therefore, these countries are only documented on their trade with Parties that was reported by Parties. Third, it is recommended that Parties base their annual reports on permits and certificates that have been used, but some Parties base their reports simply on permits and certificates they have issued. It is not uncommon for the quantity of specimens traded to be lower than the quantity specified in a permit or certificate, or for those documents not to be used at all. Therefore,

“fake” trade transactions, which have never taken place, and inaccurately reported quantities of trade will, as a consequence, exist in the data.

As for the tables and figures derived from these data (overview, countries, specimens taken from the wild and seizures), it is important to note that only the tables and figures on specimens taken from the wild include information on specimens reported in units other than numbers. This was chosen to avoid confusion and unnecessary long tables that would not provide very much additional information regarding relatively few specimens. Further, it was decided that there should be a level above which the trade in specimens taken from the wild would be highlighted. This level was chosen to be 1,500 (unit) specimens. Even though 1,500 live reptiles cannot easily be compared to 1,500 reptile watchstraps or 1,500 cum sawn wood in terms of pressure on wild populations, it would at least provide a handle to draw conclusions about the relative impact of trade on wild populations. The numbers of traded specimens taken from the wild has been based on the reported trade with source code “W”. However, in many cases, the source code was not mentioned at all. Therefore, the presented numbers and percentages may be an underestimation of the actual trade in specimens taken from the wild.

Illegal Trade and Infractions

Illegal trade data were obtained from four different sources. First of all, the Management Authorities of the Candidate Countries were asked in the questionnaire to outline the major illegal trade trends in the country. Second, the annual report trade data also contained information on illegal trade in the form of records with the source code “I” (seized or confiscated specimens). Third, the CITES Secretariat agreed to execute a brief search for Candidate Countries in the TIGERS (Trade Infraction Global Enforcement Recording System) Database on seizures. And fourth, CITES Doc. 10.28 “Review of alleged infractions and other problems of implementation of the Convention” (June 1997) was searched for any infractions that mentioned a candidate country. The information from each of these sources gives certain gaps or problems. The information from the Management Authority is often quite subjective and non-specific, while the information from the annual reports does not show whether the smuggler was punished and also includes formerly seized specimens legally reappearing in trade for educational purposes. The information from the TIGERS Database is very brief and it is not always clear in which way the relevant candidate country was involved. The information from Doc. 10.28 shows often quite technical problems related to permits and certificates and, in addition, is dependent on data provided by the countries and the quality of communication with the Secretariat that selects only certain cases to be explained in the document. Because the information from the TIGERS Database and from Doc. 10.28 could not be analysed and summed in a short overview, it was decided to indicate only the number of cases in which a certain candidate country was mentioned.

Overall, the information from these sources can give a more complete insight on illegal trade markets. However, there may be a resulting overlap and it is also important to realise that countries with many reported seizures do not necessarily have more illegal trade. It is possible that such countries have better detection systems of smuggling or that they are more active in reporting infractions to authorities and media. In addition, the taxa composition of seized specimens can depend on the knowledge and target activities by custom and other enforcement officers and does not necessarily reflect the complete taxa composition of the illegal CITES trade.

STATUS OF WILDLIFE TRADE AND ITS REGULATION IN CANDIDATE COUNTRIES

The following chapter presents the main results of the study for each Candidate Country separately. First, the *Country Profile* provides background information, such as population statistics and geographical details. Further, the section on *CITES Implementation* explains the legislation, based on facts and the most relevant provisions. However, the information provided on the legislation may in some cases be somewhat outdated because new laws may have been adopted since the study was undertaken in 2001. It may also be incomplete or lacking, for instance with regard to Customs or criminal law that were not made available, which represented a problem to define the level and nature of sanctions that could be applied in case of violation of CITES implementing laws.

Additionally to the legislation, *CITES Administration and Enforcement* provides details on the functioning of the Management and Scientific Authorities. These include data on the issuance of permits and certificates, as well as enforcement, illegal trade trends and convictions. Further, the activities for improving CITES implementation and enforcement, such as increasing the availability of resources, training and international co-operation programmes, are assessed, while problems and needs for assistance are identified.

Outline of Legal Wildlife Trade characterises the legal wildlife trade regarding all trade in specimens from CITES-listed species from 1992 to 1999. The countries' submissions of CITES annual reports are mentioned in order to highlight the countries' activities in fulfilling the Convention's requirements as well as to provide background information on the quality of the trade data that may have influenced the outcomes of the analyses.

An overview follows on the overall trade, specifying species groups (amphibians, birds, fish, invertebrates, mammals, plants, reptiles) and the percentages of live specimens involved in import, export, re-export and origin (which is origin in a candidate country, but re-export by another country, similar to origin minus direct export). This overview is followed by data on the most important trading partners of Candidate Countries, which are the main countries of origin for specimens imported and re-exported and the main countries of destination for specimens exported and re-exported by Candidate Countries. More specific details are provided on the trade in specimens taken from the wild, in order to obtain more insight in the impacts on wild populations.

Additionally to the information on illegal trade trends sent by Management Authorities and described in *CITES Administration and Enforcement*, the section on *Illegal Trade and Infractions* presents data on seizures and infractions detected by CITES Parties and extracted from their annual report trade data, as well as from the CITES Secretariat's TIGERS Database and CITES Doc. 10.28. However, these sources provide only limited insight on smuggling activities and cannot easily be used as basis for drawing conclusions. The latter indicates the importance of centralised databases (e.g. Interpol and the World Customs Organisation) for the storage of information on illegal trade activities and the need for all relevant nations to feed their data in these databases.

Overall, this chapter forms a comprehensive overview of the status of wildlife trade and its regulation in Candidate Countries and thus, a basis for formulating actions and strategies for improving CITES implementation and enforcement and future compliance with the EU Wildlife Trade Regulations, in order to prevent, detect and combat unregulated wildlife trade into an enlarged European Community.

Bulgaria

Country Profile

In 2000, the number of inhabitants in Bulgaria was estimated to be less than eight million, while the population growth rate was calculated to be -1.16% (Anon., 2002a). The capital is Sofia and the government type is a parliamentary democracy. The country consists of 110,910 km² area of which > 99% is land and < 1% is water. In total, there is 1,808 km of land boundaries with the following countries: Greece, The Former Yugoslav Republic of Macedonia, Romania, Serbia and Montenegro and Turkey. In addition, there is 354 km coastline (Anon., 2002a).

CITES Implementation

Bulgaria is a Party to CITES since 16 April 1991. The following legislation deals with the Convention in the country:

- Decree on International Trade regime of the Republic of Bulgaria No. 233/8, November 2000 (OG No 93/2000).
- Customs Law (OG No 15/1998), entered into force on 1 January 1999, the last consolidation was from 1 August 2000 (OG No 63/2000).
- Nature Protection Act of 13 June 1967, as last consolidated in 1998, and Ministerial Orders made thereunder, including several orders for sharing the annual caviar quota.
- Order (RD 48) on the conservation of medicinal plants of 15 February 1995.

Focus on EU Enlargement and Wildlife Trade: Review of CITES Implementation in Candidate Countries

- Order (RD 1023) on the bear *Ursus arctos* of 31 December 1992.
- Order (RD 68/2001) for the permit regime according to Decree on International Trade regime of the Republic of Bulgaria No 233/8 November 2000.

The Decree states that the import and export of CITES-listed species is subject to a permission regime, but does not lay down any penalties for violation. The Customs Law, however, provides for the possibility to punish the possession as well as the import, export or re-export of CITES-listed specimens without presentation of the requisite permit with a fine. The fine for unlawful imports is up to twice the Customs duties which would normally have been paid, while the fine for unlawful exports is 20 to 100% of the value of the goods. The fine for smuggling will be calculated on the value of the goods at state single retail prices. Upon changes of these prices or of the size of the Customs duties, the lower will be applicable. Smuggled goods can be confiscated.

The remaining legislation, the Nature Protection Act and the Ministerial Orders, lays down specific rules for indigenous protected species. The taking of these species from the wild, the domestic trade and the export is prohibited. The Order on the conservation of medicinal plants also states that all herbalists and firms manufacturing or trading medicinal plants need to register specific activities. There are penalties for the violation of all Orders. These penalties are shown as cross-references, most often to the Administrative Violations Act and sometimes to the Nature Protection Act.

In accordance with the CITES Secretariat's project on national laws for implementation of the Convention (Doc. 10.31, June 1997), Bulgaria's previous legislation was put in category 2: believed to generally not meet all the requirements for CITES implementation. The new legislation, adopted after 1997, still needs to be reviewed. Another new law was completed and sent to the Parliament in 2000, but it was not approved. This law would have helped to implement CITES in the country and resolve the problems. It will be tried again in the future, although no specific information on this is yet available.

CITES Administration and Enforcement

Administration: In 2001, five persons were working as the Management Authority (the Ministry of Environment and Water, Directorate National Nature Protection Service), but it is not clear how much time they spent on CITES per week. The Institute of Zoology, the Institute of Botany and the Botanical Garden have been designated as the Scientific Authority. From 1996 to 2000, the numbers of CITES permits issued showed a composition as follows (Table 2).

Table 2.
CITES permits and certificates issued by Bulgaria from 1996 to 2000.

Year	Import Permit	Export Permit	Re-export certificate	Total
1996	12	4	1	17
1997	58	2	3	63
1998	156	5	3	164
1999	155	3	5	163
2000	245	6	7	258
Total	626	20	19	665
Mean per year	125	4	4	133

Source: Management Authority of Bulgaria, 2001.

The legal trade is said to have increased during the last three years (V. Georgiev, *in litt.* July 2001). More people are asking for information about the Convention and are applying for permits due to increasing domestic trade and international hunting tourism with exotic species.

Enforcement: There have been no convictions in the country related to CITES offences.

Practical Support: The training concerning CITES implementation has been included in the general education process for the Customs Administration. Four training seminars about the implementation of CITES and EU Regulations have been provided for the Ministry of Environment and Water, Customs Administration, Regional Environment Inspectorates and Scientific Authority during the implementation of a PHARE *Twinning* project named "Institutional Strengthening for Implementation of EU Council Regulation No. 338/97". The project took place during the last four months of 2001.

Education: During the *Twinning* project, brochures and posters about the implementation of CITES and EU Regulations have been distributed.

International Co-operation: The *Twinning* project has been developed under the co-operation of the Bulgarian Ministry of Environment and Water, the Austrian Federal Environmental Agency and the German Federal Agency for Nature Protection and was financed by PHARE.

Problems and Need for Assistance: The problems in the country have been identified to include lack of adequate law for implementation of the Convention, lack of good awareness for CITES implementation in the Customs Administration and lack of an adequate link between the Custom Border Control and the CITES Management Authority. A new law was completed and sent to the Parliament in 2000, but it was not approved as a result of the elections. This new law would help to implement CITES in the country and resolve the problems mentioned above. There is no need for assistance in these matters.

Outline of Legal Wildlife Trade

From 1992 to 1999, Bulgaria submitted CITES annual reports for all years, except for 1997 (Annex III). This means that the following data cover seven 'complete' years and one 'incomplete' year, when the data were only reported by other countries that submitted an annual report and that were involved in trade with Bulgaria, but not by Bulgaria itself.

Overview: Bulgaria had a large market concerning trade in CITES-listed species. From 1992 to 1999, a total number of 5,078,586 specimens were reported in trade with Bulgaria (Table 3). The import accounted for < 1% of these specimens, the direct export for > 99%, the re-export for < 1% and the origin in Bulgaria (minus the direct export) for < 1%. These figures concern gross trade data, which means that the same specimens can be involved several times, e.g. when they are imported and re-exported by Bulgaria. In addition, they cover small specimens, such as seeds and watchstraps, and only concern specimens reported in numbers, thus excluding specimens reported in other units, such as kilogrammes or pairs. As for the specimens reported in other units, there were some categories that showed large amounts in trade: 2,245 kilogrammes of amphibian specimens had their origin in Bulgaria and were re-exported by other countries and 3,887.8 kilogrammes of fish specimens were exported directly by Bulgaria.

Table 3.
CITES specimens reported in numbers and traded by Bulgaria in 1992-1999.

Species	Import	% live	Export	% live	Re-export	% live	Origin*	% live	Total
Amphibians	10	100							10
Birds	458	100	53,649	0	70	100			54,177
Fish	1,200	100							1,200
Invertebrates	12	83							12
Mammals	317	32	169	38	17	94	2	100	505
Plants	1,644	90	5,005,000	100	5	100			5,006,649
Reptiles	902	78	125	100	4	75	15,002	0	16,033
Total	4,543	87	5,058,943	99	96	98	15,004	0	5,078,586

Source: CITES annual reports (comp. tabulations) compiled by UNEP-WCMC, 2001.

* Origin in a Candidate Country, but re-export by another country (origin minus direct export).

Focus on EU Enlargement and Wildlife Trade: Review of CITES Implementation in Candidate Countries

Among the Candidate Countries, Bulgaria was the second largest exporter of live plants (after Turkey), the largest exporter of bird bodies with wild origin, the largest exporter of kilogrammes of sturgeon eggs and the largest country of origin for kilogrammes of sturgeon eggs and reptile specimens (other than live) that were re-exported by other countries (see Annex IV).

Countries: The main countries of origin for the specimens imported by Bulgaria were the Netherlands and Hungary, together accounting for 58% (Table 4). The specimens imported from the Netherlands were mainly live plants from the genus *Galanthus* spp. (97%), while the specimens imported from Hungary were mainly live fish of the species *Acipenser ruthenus* (> 99%).

Table 4.

Top ten countries of origin for CITES specimens reported in numbers and imported by Bulgaria, directly or indirectly through a re-exporting country, in 1992-1999.

Country	Specimens	% of total	Taxa	Wild source
Top ten				
1. Netherlands	1,432	31.52%	12	0%
2. Hungary	1,202	26.46%	2	0%
3. South Africa	339	7.46%	10	0%
4. United Arab Emirates	320	7.04%	1	0%
5. China	169	3.72%	1	100%
6. USA	166	3.65%	12	0%
7. El Salvador	150	3.30%	1	0%
8. UK	95	2.09%	39	0%
9. Colombia	91	2.00%	2	0%
10. Indonesia	88	1.94%	9	43%
Remaining countries				
EU Member States	99	2.18%	26	2%
Candidate Countries	8	0.18%	6	25%
Other countries	384	8.45%	71	59%
Total	4,543	100%	160	10%

Source: CITES annual reports (comparative tabulations) compiled by UNEP-WCMC, 2001.

The main countries of destination for the specimens exported by Bulgaria were the Netherlands, Italy and Greece, together accounting for > 99% (Table 5). The specimens exported to the Netherlands were all live plants of the species *Galanthus nivalis*, the specimens exported to Italy were mainly bird bodies of the species *Streptopelia turtur*, listed in Appendix III by Ghana (> 99%), the specimens exported to Greece were mainly live plants of the species *Cyclamen persicum* (71%) and bird bodies also of the species *Streptopelia turtur* (29%).

Table 5.

Top ten destinations for CITES specimens reported in numbers and exported directly by Bulgaria in 1992-1999.

Country	Specimens	% of total	Taxa	Wild source
Top ten				
1. Netherlands	5,000,000	98.83%	1	0%
2. Italy	51,557	1.02%	2	100%
3. Greece	7,075	0.14%	7	29%
4. USA	96	0.00%	11	3%
5. Japan	32	0.00%	4	0%

Table continues on following page.

Table 5 continued.

6. France	25	0.00%	4	48%
7. Austria	23	0.00%	5	87%
8. Canada	22	0.00%	12	18%
9. Germany	21	0.00%	5	86%
10. Spain	20	0.00%	2	75%
Remaining countries				
EU Member States	13	0.00%	4	54%
Candidate Countries	21	0.00%	5	29%
Other countries	38	0.00%	14	32%
Total	5,058,943	100%	46	1%

Source: CITES annual reports (comparative tabulations) compiled by UNEP-WCMC, 2001.

The main countries of origin for the specimens re-exported by Bulgaria were Suriname and Indonesia, together accounting for 57% (Table 6). These two countries were the origin for respectively 40 birds of the species *Amazona amazonica* and 15 birds of the species *Lorius garrulous*. The main countries of import for the specimens re-exported by Bulgaria were South Africa and Germany, together accounting for 61%. South Africa's imports consisted for 93% of live birds of the species *Amazona amazonica*, while Germany's imports all consisted of live birds, namely 15 *Lorius garrulous* and one *Psittacus erithacus*.

Table 6.

Top five countries of origin and destination for CITES specimens reported in numbers and re-exported by Bulgaria in 1992-1999.

Country	Specimens	% of total	Taxa	Wild source
Top five origin				
1. Suriname	40	41.67%	1	100%
2. Indonesia	15	15.63%	1	0%
3. Unknown	10	10.42%	5	0%
4. Russia	8	8.33%	4	0%
5. Czechoslovakia	7	7.29%	2	0%
Remaining countries				
EU Member States	4	4.17%	3	0%
Candidate Countries	2	2.08%	2	0%
Other countries	10	10.42%	7	10%
Top five destinations				
1. South Africa	43	44.79%	3	95%
2. Germany	16	16.67%	2	0%
3. UK	10	10.42%	3	0%
4. Turkey	7	7.29%	4	0%
5. Czech Republic	6	6.25%	2	0%
Remaining countries				
EU Member States	3	3.13%	3	0%
Other countries	11	11.46%	7	0%

Source: CITES annual reports (comparative tabulations) compiled by UNEP-WCMC, 2001.

Specimens taken from the wild: Overall, certain categories have been identified to involve many specimens taken from the wild. When the number of specimens taken from the wild was found to be above a certain level (chosen to be 1,500), then the category was included in Table 7. These categories will be discussed in more detail below.

Table 7.
Total and “wild” trade by Bulgaria for selected categories of CITES specimens in 1992-1999.

Category	Specimens	Trade	Total quantity	Wild quantity
Amphibians	Meat (in kg)	Origin	2,245	2,245
Birds	Bodies	Export	53,625	53,609
Fish	Eggs (in kg)	Export	3,474.8	3,536.8

Source: CITES annual reports (comparative tabulations) compiled by UNEP - WCMC, 2001.

Origin for amphibians (meat in kg): In total, 2,245 kilogrammes of amphibian meat taken from the wild in Bulgaria were re-exported by other countries. This meat all came from *Hoplobatrachus tigerina* and was re-exported from Canada to the USA in 1992. However, the Management Authority of Bulgaria states that this species does not occur in the wild in Bulgaria, that there was no report of its export in the first place and that the species that is sometimes being exported is the unlisted *Rana ridibunda*. Other species that belong to *Hoplobatrachus* spp. do not occur in the wild in Bulgaria. These records may reflect mistakes in reporting of the country of origin.

Export of birds (bodies): All 53,609 bird declared of wild sources and exported from Bulgaria were *Streptopelia turtur*, a species listed in Appendix III by Ghana. The majority was destined for Italy (96%) and the rest (4%) for Greece. Transactions were evenly distributed over the period from 1993 to 1999. Bulgaria’s global role in the export of live and wild *Streptopelia turtur* was extremely important. In 1999 alone, the reported world exports of wild specimens from this species totalled 4,725, of which more than 99% was exported by Bulgaria. It is relevant to note here that the EU provisions for *Streptopelia turtur* are very strict, as the species is listed in EU Annex A, which roughly corresponds to CITES Appendix I and which does not allow trade for commercial purposes.

Export of fish (eggs in kg): In total, 3,536.8 kilogrammes of fish eggs declared of wild sources were exported by Bulgaria in 1998 and 1999. Most were eggs (>99%) of *Huso huso*, while the rest (<1%) came from *Acipenser ruthenus*. Importing countries were Switzerland (42%), USA (32%), France (26%) and Romania (1%). Bulgaria’s global role in the export of live and wild *Huso huso* eggs was very important. In 1999 alone, the reported exports of wild collected eggs from this species by Bulgaria totalled 2,137 kilogrammes, which was 13% of the world’s quota for that year.

Illegal Trade and Infractions

A total of 25 specimens, mainly live birds and bird bodies, were seized by Bulgarian authorities from 1992 to 1999. Most seizures were reported by other countries (Table 8).

Table 8.
Seizures of CITES specimens made in relation to trade by Bulgaria in 1992-1999.

Year	App	Taxon	Species	CI	CE	CO	Quantity	Unit	Term	P	S	R
Reported by BG – import by BG												
1996	2	<i>Macaca</i> spp.	Mammals	BG	VN	VN	2		LIV		I	IR
1996	2	<i>Psittacus erithacus timneh</i>	Birds	BG	NG	NG	6		LIV		I	IR
Reported by XX - export by BG												
1997	2	<i>Asio otus</i>	Birds	US	BG		1		BOD	T	I	IR
1997	2	<i>Athene noctua</i>	Birds	US	BG		1		BOD	T	I	IR
1997	2	<i>Branta ruficollis</i>	Birds	US	BG		2		BOD	T	I	IR
1997	2	<i>Buteo buteo</i>	Birds	US	BG		8		BOD	T	I	IR
1997	2	<i>Buteo lagopus</i>	Birds	US	BG		1		BOD	T	I	IR
1997	2	<i>Falco tinnunculus</i>	Birds	US	BG		3		BOD	T	I	IR
1997	2	<i>Testudo hermanni</i>	Reptiles	US	BG		1		LIV		I	IR

Codes: Annex II. Source: CITES annual reports (comp. tabulations) compiled by UNEP-WCMC, 2001.

Additionally, in the TIGERS Database, Bulgaria was mentioned in relation to eight cases that involved mainly tortoises and ivory. In Doc. 10.28 (June 1997), Bulgaria was mentioned in relation to five infractions that involved mainly reptiles and birds.

Cyprus

Country Profile

In 2000, the number of inhabitants in Cyprus was estimated to be less than 800,000, while the population growth rate was calculated to be 0.6% (Anon., 2002b). The capital is Nicosia and the government type is a Republic. The country consists of 9,250 km² area of which almost 100% is land. It is an island located in the Mediterranean Sea, south of Turkey, and the total coastline is 648 km (Anon., 2002b).

CITES Implementation

Cyprus is a Party to CITES since 1 July 1975, following the enactment of the Convention on International Trade in Endangered Species of Wild Fauna and Flora (Ratification) Law No. 20 of 1974. Cyprus has not yet adopted specific legislation to implement CITES. There are several non-specific laws that concern the keeping of and trade in different taxonomic groups:

- Game and Wild Birds (Protection and Development) Law No. 39 of 1974
- Fisheries Regulations 1990, made under the Fisheries Law Cap. 135 of 1961 as amended up to 1990
- Law for the Protection, Health and Welfare of Animals of 1994
- Customs and Excise Law No. 82/67 of 1967

Further, the Forest Law of 1967 as amended in 1991 empowers the Council of Ministers to make Orders published in the Gazette to prohibit or regulate the conversion to timber and the transport and conveyance of all or any of several specified species.

The rules and applicable controls vary widely between the taxonomic groups, while certain groups are not covered by the laws at all. Confiscation of specimens and punishment of offenders is possible only in certain cases, depending on the activity (possession, import or export) and the taxonomic group involved.

In accordance with the CITES Secretariat's project on national laws for implementation of the Convention (Doc. 10.31, June 1997), Cyprus' legislation was put in category 3: believed to generally not meet the requirements for CITES implementation. The country is drafting a Framework Law for Nature Protection to fill the gaps in existing national legislation pertaining to obligations under CITES and other international Conventions.

CITES Administration and Enforcement

Administration: In 2001, the Management Authority consisted of three institutions. The main body was formed by the Ministry of Agriculture, Natural Resources and Environment, but the Ministry of Commerce and Industry (flora and fauna) and the Ministry of Interior (fauna) were also competent to issue permits. Three persons were working as the Management Authority for a total of 18 hours per week. The Scientific Authority was formed by two institutions: the Ministry of Agriculture, Natural Resources and Environment and the Ministry of Interior. Two experts were working as the Scientific Authority for a total of 10 hours per week. On average, from 1995 to 2000, 71 import permits, 39 export permits and 14 re-export certificates were issued per year. The legal trade is said to be very limited and mainly restricted to leather articles and wildlife items from Africa, while the illegal trade is said to be very rare and occasional with no obvious trends (A. Antoniou and C. Pantazi, *in litt.* August 2001).

Focus on EU Enlargement and Wildlife Trade: Review of CITES Implementation in Candidate Countries

Enforcement: There have been no convictions with regard to CITES offences, although some specimens have been seized: 65 ivory items were confiscated in 1996, 36 ivory items were confiscated in 1997 and 201 reptile specimens (from *Naja* spp.) were confiscated in 2001.

Practical Support: There were plans for a training seminar to be organised in 2002, but these plans were not yet finalised in 2001. Further, there was no need for additional resources (such as specific equipment or personnel) to assist in the activities.

Education: There were plans to organise something in relation to the increase of public awareness to CITES, but these plans were not yet finalised in 2001.

International Co-operation: The country has not initiated or participated in any international co-operation activities with the purpose to improve the implementation and enforcement of CITES, but will respond positively if and when invited to get involved in such activities.

Problems and Need for Assistance: The problems in the country have been identified to include the national legislation to provide for penalties and the setting in place of a comprehensive permitting, monitoring and implementing system. These problems have been targeted by the transposition of the relevant EU Regulation by 1 January 2003, the organisation of a training seminar and the setting in place of an effective implementing system. There is a need for assistance with regard to the introduction of penalties, education and training and the organisation and smooth functioning of an implementing system.

Outline of Legal Wildlife Trade

From 1992 to 1999, Cyprus submitted CITES annual reports for 1992 and 1994 (Annex III). This means that the following data cover two 'complete' years and six 'incomplete' years, when the data were only reported by other countries that submitted an annual report and that were involved in trade with Cyprus, but not by Cyprus itself.

Overview: Cyprus had an average market concerning trade in CITES-listed species. From 1992 to 1999, a total number of 53,742 specimens were reported in trade with Cyprus (Table 9). The import accounted for 94% of these specimens, the direct export for 5%, the origin in Cyprus (minus the direct export) for 1%. These figures concern gross trade data, which means that the same specimens can be involved several times, e.g. when they are imported and re-exported by Cyprus. In addition, they cover small specimens, such as seeds and watchstraps, and only concern specimens reported in numbers, thus excluding specimens reported in other units, such as kilogrammes or pairs. As for the specimens reported in other units, there was one category that showed a large amount in trade: 23,568 cubic metres of plant specimens were imported.

Table 9.
CITES specimens reported in numbers and traded by Cyprus in 1992-1999.

Species	Import	% live	Export	% live	Re-export	% live	Origin*	% live	Total
Birds	7,477	100	9	89	10	100	1	100	7,497
Invertebrates	16	100	1,387	0			32	100	1,435
Mammals	170	14	72	0	128	13			370
Plants	39,139	99							39,139
Reptiles	3,679	5	1,320	0	21	5	281	0	5,301
Total	50,481	92	2,788	0	159	18	314	11	53,742

Source: CITES annual reports (comp. tabulations) compiled by UNEP-WCMC, 2001.

* Origin in a Candidate Country, but re-export by another country (origin minus direct export).

Among the Candidate Countries, Cyprus was the largest country of origin for reptile specimens with wild origin (other than live) that were re-exported by other countries (see Annex IV).

Countries: The main countries of origin for the specimens imported by Cyprus were the Netherlands and the UK, together accounting for 82% (Table 10). The specimens imported from the Netherlands were mainly live plants (97%) from the taxa *Cactaceae* spp., *Cycas revoluta*, *Cyclamen persicum* and *Galanthus nivalis*, while the specimens imported from the UK were mainly live birds (81%) from a very large number of different taxa.

Table 10.

Top ten countries of origin for CITES specimens reported in numbers and imported by Cyprus, directly or indirectly through a re-exporting country, in 1992-1999.

Country	Specimens	% of total	Taxa	Wild source
Top ten				
1. Netherlands	36,502	72.31%	45	0%
2. UK	4,909	9.72%	107	0%
3. Turkey	2,040	4.04%	2	100%
4. Benin	1,075	2.13%	1	100%
5. France	1,025	2.03%	1	0%
6. Zimbabwe	687	1.36%	12	52%
7. Senegal	626	1.24%	11	97%
8. Indonesia	347	0.69%	16	65%
9. Belgium	342	0.68%	21	0%
10. Chile	289	0.57%	2	100%
Remaining countries				
EU Member States	241	0.48%	4	0%
Candidate Countries	249	0.49%	12	0%
Other countries	2,149	4.26%	96	73%
Total	50,481	100%	198	12%

Source: CITES annual reports (comparative tabulations) compiled by UNEP-WCMC, 2001.

The main country of destination for the specimens exported by Cyprus was the UK, accounting for 98% (Table 11). The specimens exported to the UK were corals from *Antipatharia* spp. (50%) and reptile bodies, eggs, shells and specimens from the Appendix I species *Caretta caretta* and *Chelonia mydas* (47%).

Table 11.

Top five destinations for CITES specimens reported in numbers and exported directly by Cyprus in 1992-1999.

Country	Specimens	% of total	Taxa	Wild source
Top five				
1. UK	2,737	98.17%	9	47%
2. Sweden	24	0.86%	2	83%
3. Australia	13	0.47%	1	0%
4. New Zealand	6	0.22%	2	0%
5. Ireland	4	0.14%	1	0%
Remaining countries				
EU Member States	4	0.14%	2	0%
Total	2,788	100%	16	47%

Source: CITES annual reports (comparative tabulations) compiled by UNEP-WCMC, 2001.

The main countries of origin for the specimens re-exported by Cyprus were Sudan and unknown countries, together accounting for 84% (Table 12). Sudan was the origin for mammal specimens (75%) and reptile specimens (25%). The mammal specimens consisted of 56 ivory carvings from Appendix I *Loxodonta africana* and two skins from *Leptailurus serval*. The reptile specimens consisted of 15 skins from *Python molurus* and four skins from *Crocodylus niloticus*. The unknown countries were the origin mainly for mammal specimens

Focus on EU Enlargement and Wildlife Trade: Review of CITES Implementation in Candidate Countries

(84%), namely 37 ivory items from Appendix I Elephantidae spp. and *Loxodonta africana*, nine live *Panthera leo* and one live *Macaca fascicularis*. The main country of import for the specimens re-exported by Cyprus was Australia, accounting for 62%. Australia's imports consisted for 81% of mammal specimens, namely 56 ivory items from *Loxodonta africana* and two skins from *Leptailurus serval*.

Table 12.

Top five countries of origin and destination for CITES specimens reported in numbers and re-exported by Cyprus in 1992-1999.

Country	Specimens	% of total	Taxa	Wild source
Top five origin				
1. Sudan	77	48.43%	4	0%
2. Unknown	56	35.22%	12	17%
3. India	9	5.66%	1	0%
4. Czech Republic	7	4.40%	3	0%
5. Zaire	5	3.14%	1	0%
Remaining countries				
EU Member States	1	0.63%	1	0%
Other countries	4	2.52%	4	50%
Total	159	100%	19	3%
Top five destinations				
1. Australia	98	61.64%	4	0%
2. Canada	14	8.81%	2	0%
3. Ireland	13	8.18%	1	0%
4. UK	11	6.92%	9	18%
5. South Africa	9	5.66%	1	0%
Remaining countries				
EU Member States	5	3.14%	4	40%
Candidate Countries	7	4.40%	3	0%
Other countries	2	1.26%	1	0%
Total	159	100%	19	3%

Source: CITES annual reports (comparative tabulations) compiled by UNEP-WCMC, 2001.

Specimens taken from the wild: Overall, certain categories have been identified to involve many specimens taken from the wild. When the number of specimens taken from the wild was found to be above a certain level (chosen to be 1,500), then the category was included in Table 13. These categories will be discussed in more detail below.

Table 13.

Total and "wild" trade by Cyprus for selected categories of CITES specimens in 1992-1999.

Category	Specimens	Trade	Total quantity	Wild quantity
Birds	Live	Import	7,455	1,648
Plants	Live	Import	38,848	2,070
	Sawn wood (m ³)	Import	15,161	15,161
	Timber (m ³)	Import	8,404	8,404
Reptiles	Others*	Import	3,494	1,983

Source: CITES annual reports (comparative tabulations) compiled by UNEP - WCMC, 2001.

* Excluding live specimens and specimens reported in units other than number.

Import of birds (live): In total, 1,648 live birds taken from the wild were imported by Cyprus from 1992 to 1999. The composition was quite variable and 48 different taxa were involved. Most birds (48%) belonged to a group

of five species: *Amadina fasciata* (15%), *Serinus mozambicus* (15%), *Psittacus erithacus* (7%), *Estrilda caerulescens* (6%) and *Amazona amazonica* (5%). The origin of the birds was quite variable as well, although most obviously came from Senegal (Figure 1). Cyprus did not import the birds directly from the country of origin, but rather through a re-exporting country. Almost all of these re-exporting countries were EU Member States and the UK was the re-exporting country for 45% of the birds (Figure 2).

Figure 1.
Countries of origin for live and wild CITES-listed birds imported by Cyprus in 1992-1999.

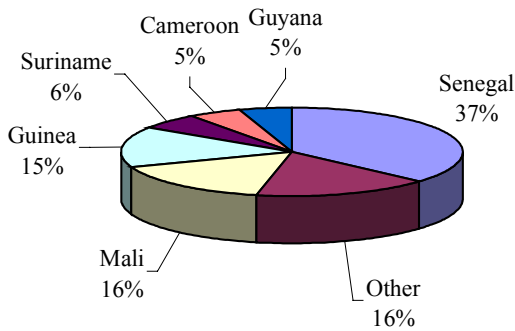
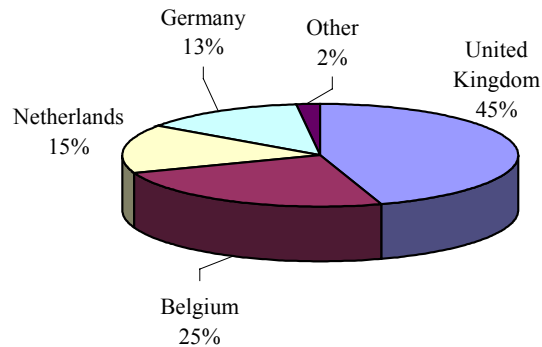


Figure 2.
Countries of re-export for live and wild CITES-listed birds imported by Cyprus in 1992-1999.



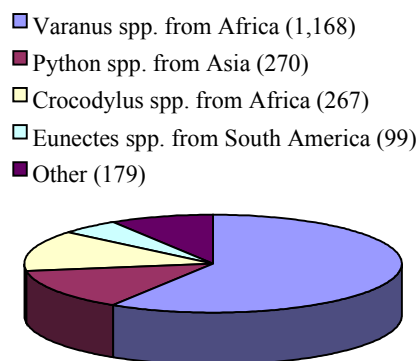
Source: CITES annual reports (comparative tabulations) compiled by UNEP - WCMC, 2001.

Source: CITES annual reports (comparative tabulations) compiled by UNEP - WCMC, 2001.

Import of plants (live): In total, 2,070 wild live plants were imported by Cyprus. Most (97%) were *Cyclamen hederifolium* with origin in Turkey and imported from the Netherlands in 1996.

Import of plants (sawn wood and timber in m³): In total, 15,161 m³ sawn wood and 8,404 m³ timber taken from the wild was imported by Cyprus. All came from *Pericopsis elata* and was imported from Belgium. The country of origin was not reported for 15,154 m³ sawn wood imported in 1994. This should mean that it was directly imported from Belgium. However, the species does not occur in this country. The remaining 7 m³ sawn wood had its origin in an unknown country and was imported in 1998. The timber had its origin in Cameroon and was imported in 1995.

Figure 3.
CITES taxonomic groups and geographical regions involved in imports of wild reptile specimens, other than live, by Cyprus in 1992-1999.



Source: CITES annual reports (comparative tabulations) compiled by UNEP - WCMC, 2001.

Focus on EU Enlargement and Wildlife Trade: Review of CITES Implementation in Candidate Countries

Import of reptiles (other): In total, 1,983 other reptile specimens (excluding live specimens and specimens reported in units other than number) taken from the wild were imported by Cyprus from 1992 to 1999. This involved 13 taxa and the following items: belts, feet, garments, handbags, leather pieces, shoes, skins, skin/leather items, trophies and watchstraps. Figure 3 shows more background information on these specimens and tells that most of these specimens (59%) were taken from *Varanus* spp. from Africa. Most specimens were not imported directly from the country of origin, but rather through a re-exporting country. These re-exporting countries were Italy (94%), France (3%), Spain (3%) and Austria and the UK (less than 1%).

Illegal Trade and Infractions

Some information on illegal trade was already provided under "CITES Administration and Enforcement". The seizures made in relation to trade by Cyprus from 1992 to 1999 are shown in Table 14. In total 1,448 specimens were seized. All were reported by other countries. It is obvious that the majority of the specimens were corals exported by Cyprus.

Table 14.
Seizures of CITES specimens made in relation to trade by Cyprus in 1992-1999.

Year	App	Taxon	Species	CI	CE	CO	Quantity	Unit	Term	P	S	R
Reported by XX - export by CY												
1994	2	<i>Psittacus erithacus</i>	birds	GB	CY		1		LIV		I	IR
1994	2	<i>Testudo horsfieldii</i>	reptiles	GB	CY		1		LIV		I	IR
1994	2	Tridacnidae spp.	inverts	NZ	CY		1		SHE		I	IR
1996	2	<i>Scleractinia</i> spp.	inverts	NZ	CY		4		COR		I	IR
1997	2	<i>Antipatharia</i> spp.	inverts	GB	CY		1380		COR		I	IR
1997	1	Elephantidae spp.	mammals	GB	CY		56		IVC		I	IR
1998	2	<i>Amazona</i> spp.	birds	GB	CY		1		LIV		I	IR
1998	2	<i>Antipatharia</i> spp.	inverts	GB	CY		1		COR		I	IR
1998	2	Tridacnidae spp.	inverts	NZ	CY		1		SHE		I	IR
Reported by XX - re-export by CY												
1993	1	Elephantidae spp.	mammals	US	CY	XX	2		IVC	T	I	IR

Codes: Annex II. Source: CITES annual reports (comp. tabulations) compiled by UNEP-WCMC, 2001.

Cyprus was not mentioned at all in the TIGERS Database or in Doc. 10.28 (June 1997).

Czech Republic

Country Profile

In 2000, the number of inhabitants in the Czech Republic was estimated to be more than ten million, while the population growth rate was calculated to be -0.08% (Anon., 2002c). The capital is Prague and the government type is a parliamentary democracy. The country consists of 78,866 km² area of which 98% is land and 2% is water. In total, there is 1,881 km of land boundaries with the following countries: Austria, Germany, Poland and Slovakia (Anon., 2002c).

CITES Implementation

The Czech Republic is a Party to CITES since 28 May 1992. The text of the Convention was published in the Statue-Book (S.B.) under No. 572/1992 S.B. of 16 December 1992. The following legislation deals with the Convention in the country:

Focus on EU Enlargement and Wildlife Trade: Review of CITES Implementation in Candidate Countries

- Act No. 114/1992 S.B. on protection of nature and the landscape
- Act No. 16/1997 S.B. on the conditions for importing and exporting endangered species of wild fauna and flora and on amendment of the Czech National Council Act No. 114/1992 S.B., on the protection of nature and the landscape, in the wording of later regulations
- Decree of the Ministry of the Environment No. 82/1997 S.B. implementing some provisions of the Act No. 16/1997, on the conditions for importing and exporting endangered species of wild fauna and flora and other measures for protection of these species and on amendment of the Czech National Council Act No. 114/1992 S.B., on protection of nature and the landscape, in the wording of later regulations
- Decree of the Ministry of the Environment No. 264/1998 S.B. amending Decree of the Ministry of the Environment No. 82/1997 S.B. implementing some provisions of the Act No. 16/1997, on the conditions for importing and exporting endangered species of wild fauna and flora and other measures for protection of these species and on amendment of the Czech National Council Act No. 114/1992 S.B., on protection of nature and the landscape, in the wording of later regulations

Most infringements against CITES are punishable by the Act No. 16/1997 or the Act No. 114/1992. These laws enable confiscation of illegal specimens. The infringements are treated by these laws as misdemeanours of natural persons (fines up to 2,916 Euro) or as administrative offences committed by juridical persons and natural persons in the operation of businesses (fines up to 29,161 Euro). However, the infringements against CITES or the above acts are not defined as criminal offences in the Criminal Code. The criminal prosecution with possible jail sentence is actually possible for the following offences which are often connected with CITES infringements: infraction against Customs and tax regulations or cruelty towards live animals.

In accordance with the CITES Secretariat's project on national laws for implementation of the Convention (Doc. 10.31, June 1997), the Czech Republic's previous legislation (before the adoption of Act No. 16/1997) was category 2: believed to generally not meet all the requirements for CITES implementation. The new legislation still needs to be reviewed.

CITES Administration and Enforcement

Administration: In 2001, two persons were working as the Management Authority (the Ministry of the Environment, Department of Nature Protection) for a total of 85 hours per week, while five experts were working as the Scientific Authority (Agency for Nature Conservation and Landscape Protection) for a total of 95 hours per week. From 1995 to 2000, the numbers of CITES permits issued showed quite a consistent increase (Table 15).

Table 15.
CITES permits and certificates issued by the Czech Republic from 1995 to 2000.

Year	Import permit	Export permit	Re-export certificate	Total
1995	267	385	48	1,133
1996	381	390	69	1,299
1997	448	430	93	1,494
1998	569	569	155	2,017
1999	648	659	172	2,310
2000	506	601	147	2,002
Total	2,819	3,034	684	10,255
Mean per year	470	506	114	1,709

Source: Management Authority of the Czech Republic, 2001

The legal trade is said to have stabilised since 1997 and data analysis for 1999 (whole animals and plants only) showed that the total import concerned 40,017 specimens, of which 32% consisted of plants and 29% consisted of reptiles, while the total export and re-export concerned 33,806 specimens, of which 50% consisted of plants and 29% consisted of birds (J. Kučera, *in litt.* July 2001). The majority of the specimens was traded for

commercial purposes as a consequence of the fact that breeding of exotic animals and growing of exotic plants is a very common and widespread hobby with a very long tradition in the Czech Republic. There is a relatively large internal market with these items. However, imports of products and other non-living specimens are continually rising.

The illegal trade cases in 1999, similar to the other years, consisted of illegal imports of live exotic fauna and flora from the wild in foreign countries or from unknown origin to satisfy the demand from hobby breeders and growers. It roughly consisted of the following groups: birds from Jamaica and Slovenia, cacti from Latin America, caviar with Russian and Iranian origin from Denmark, chameleons and tortoises from Kenya, corals and shells from the Cook Islands, the Philippines, Tahiti, Taiwan and Thailand, mounted butterflies from Thailand, reptiles from Austria and South Africa, snowdrops from Slovakia, succulent plants and orchids from South Africa and tortoises from Algeria, Austria, Mauritius and Thailand. Other cases involved African rock python skins and wallets from Senegal, American alligator heads or skins from the USA, brown caiman skin from French Guyana, crocodile wallets from Nicaragua, ivory carvings from Senegal, jaguar skin from Peru, lama and seal skins from Germany and serval skin from Ethiopia.

The illegal export from the Czech Republic involved strictly protected species of local fauna as well as exotic reptiles and birds. The cases mainly involved attempts to illegally re-export animals taken from the wild in another country of origin. Some other cases involved most probably animals from hobby breeders in the Czech Republic. If the traders had applied for a CITES permit and had demonstrated the origin of the specimens, they could have exported the specimens legally. As for illegal internal trade, after some controls directed towards zoo-shops and exotic animal markets, it was discovered that the infringements involved the sale of specimens without registration papers or with inappropriate registration papers as well as avoidance of the obligation to unambiguously mark live specimens.

Enforcement: There are quite some cases of illegal trade each year, which end with some sort of punishment (mainly confiscations and fines). In 1999 and 2000, this was as follows:

Table 16.
Punishments for CITES infringements in the Czech Republic in 1999 and 2000.

Punishment	1999	2000
No. of fines imposed	136	93
Total value of fines imposed (Euro)	39,052	20,005
No. of confiscations	107	69
No. of confiscated specimens		
Mammals	120	73
Birds	96	156
Reptiles	591	252
Invertebrates (without sea corals)	456	395
Sea corals	Ca 10,064	Ca 889
Flora (without snowdrops)	427	8,427
Snowdrops (<i>Galanthus nivalis</i>)	Ca 560	Ca 23,180
No. of persons charged by criminal offence	14	10

Source: Management Authority of the Czech Republic, 2001

Practical Support: The Czech Environmental Inspectorate (CEI) has been organising training workshops on a regular basis for its inspectors. These workshops are also attended by representatives from the Customs and Police. Further, the CITES matters and the Act No. 16/1997 (which is in fact part of Customs legislation) are included in the training and education system for Custom officers. At all the border crossing-points, where consignments of CITES specimens are checked, the employees are regularly trained. All the Custom offices have the possibility of direct contact with trained experts from the CEI. In addition to these efforts with national focus, there have also been meetings and workshops with an international focus. From 2 to 4 June 1998, the 10th Meeting of the Interpol Subgroup on Wildlife Crime was held in Prague. This event was organised by the CEI

and the Czech National Interpol Centre in co-operation with the Ministry of the Environment (ME) and under auspices of the General Secretariat of Interpol. The meeting was attended by 35 specialists from 25 countries from all the regions of the world. The CEI is planning to organise more specialised enforcement seminars and workshops like this one. Possible themes could be “investigation methods” or “handling live animals”.

From 8 to 10 June 1998, the Secretariat of the World Customs Organisation held a regional workshop on CITES for Custom authorities at the Custom School at Jiloviště, near Prague. The General Directorate of Customs (GDC), the CEI and the Customs Service of France participated in the organisation. The workshop was intended for Custom officers from Central and Eastern Europe and a total of 16 foreign participants attended along with 25 Custom officers from the Czech Republic. From 10 to 11 May 2001, the European subgroup of the Interpol Working Group for Wildlife Crime, in co-operation with the Dutch Ministry of Agriculture, Nature Management and Fisheries and the CEI, held the workshop “Traditional Chinese Medicine and CITES” in Vranovská Ves, near Znojmo in the Czech Republic. Inspectors from the Czech Republic, Slovakia and Hungary, working on CITES enforcement, were invited. More meetings and workshops are summarised under “International co-operation” below.

The CEI is the main and principal control body. It operates a non-stop emergency service which is intended mainly to provide professional assistance to the Custom authorities at border crossing points. A total of 41 inspectors were employed in the Departments for Protection of Nature and the Landscape of the CEI who are responsible for nature protection, including CITES. However, because of the administrative agenda, the personnel resources for CITES are not sufficient. The Customs authorities control CITES consignments at the borders. For this purpose, they co-operate with the nature protection authorities, especially with the CEI. They may also consult the veterinary authorities and the phytosanitary authorities. Co-ordination of the work between the Custom officers and the nature protection authorities is the subject of an official agreement between the ME and the GDC, on co-operation in control of import, export and transit of protected and endangered species of wild fauna and flora, concluded in October 1998. An Intersectoral Working Group for CITES has been established on the basis of this agreement. The operation of rescue centers for confiscated CITES specimens is provided by some organisations outside of the sector of the ME, particularly the Czech Nature Protection Federation and zoological and botanical gardens.

Education: The ME’s special CITES website on <http://www.env.cz/www/laws/cites2.nsf> has been maintained since 1996. In 1999, the Agency for Nature Conservation and Landscape Protection (ANCLP) published 20,000 issues of a leaflet with information on CITES for the general public. The ME and the ANCLP are promoting special exhibitions and information posters on CITES which are produced by and placed in the zoological gardens, botanical gardens and temporary exhibitions of parrots, cacti, orchids etc. The state nature protection employees from the ME, the ANCLP and CEI are constantly promoting the goals of CITES and its implementation in the Czech Republic through lectures for the general public and interested groups (e.g. pet animal breeders, cacti and orchid growers), articles in the popular and professional press and information provided to journalists and the public. The Customs and the CEI inspectors are especially active in the media, including TV stations. Detected cases of illegal trade in endangered species receive considerable publicity in the media.

In 1999, the CEI produced a video about CITES in two parts, one for the general public and one for the CITES officers. There are plans to produce a special series of video programmes on various aspects of CITES enforcement. Videos on plants and reptiles are under preparation. However, there is lack of finances on that project. The produced videocassettes can be translated into English or other languages if finances are available. In 2001, the CEI published a special poster on tortoises and there are plans for further posters depicting other CITES fauna and flora. The posters may help in identification of species, but again there is lack of finances. Preparation of one poster costs 1,189 Euro and the price of an already published poster is about 8 Euro.

International Co-operation:

- From 1 to 2 March 1998, one person from the ME participated in a workshop on implementation of legislation on nature protection and CITES in the EU that was held in London. In the framework of this working trip, Mr. Kučera also visited the World Conservation Monitoring Centre in Cambridge, where a database is kept for the CITES Secretariat on the trade in CITES specimens.

Focus on EU Enlargement and Wildlife Trade: Review of CITES Implementation in Candidate Countries

- From 5 to 8 October 1998, the 3rd European Regional Meeting on CITES Plant Issues was held at Desná in the Czech Republic by the ANCLP with the support of the ME and the CITES Secretariat. The conference was attended by 46 delegates from 15 countries of Europe.
- From 12 to 13 November 1998, a workshop on aspects of CITES in the EU was held in Prague. It was organised by the European Commission (TAIEX) in co-operation with the ME and was intended for representatives of the ten Candidate Countries for membership in the EU. More than 50 delegates were present.
- From 22 to 26 March 1999, a meeting of CITES experts from a number of countries of Central and Eastern Europe was organised by the German CITES Management Authority. The meeting was held at the International Nature Conservation Academy on the German island of Vilm and was concerned with practical aspects of implementation of CITES. Two persons (from ME and CEI) attended for the Czech Republic.
- From 23 to 27 August 1999, a CITES Training Seminar for Management Authorities and Custom Agencies of Central and Eastern European Countries was held again at the International Nature Conservation Academy on the German island of Vilm. The seminar was organised by the German Management Authority and two persons (from the ANCLP) attended for the Czech Republic.
- From 23 to 24 September 1999, the first Meeting of the European Working Group of the Interpol Subgroup on Wildlife Crime was held in Rome, Italy, and was attended by one person (from the CEI) for the Czech Republic, who was elected chair of the European Working Group. The Czech Republic, Germany, Italy and Norway were selected as representatives of Europe in the World Group.
- From 21 to 23 June 2000, the second Meeting of the European Working Group of the Interpol Subgroup on Wildlife Crime was held again at the International Nature Conservation Academy on the German island of Vilm. One person (from the CEI) attended for the Czech Republic.
- From 27 November to 1 December 2000, the Dutch Ministry of Agriculture, Nature Management and Fisheries organised a CITES study visit to the Netherlands for the Management Authorities from the Czech Republic, Hungary, Poland and Slovakia. The visit was sponsored by TAIEX and the purpose was to discuss the implementation of the EU Wildlife Trade Regulations, as part of the pre-accession programmes in those countries. Two persons (from the ME) participated for the Czech Republic.
- In April 2001, the CITES Kick-off Seminar held by the DANCEE in Slovakia. The seminar focused on implementation of CITES in the EU Candidate Countries from Central and Eastern Europe. Three persons (from the ME, the CEI and the GDC) participated for the Czech Republic.
- The ME has concluded an agreement on co-operation with the French Ministry of the Environment under which a visit of CITES experts from the Czech Republic to France is planned later in 2001. The main goal of the visit is the CITES implementation in France with particular attention to the EU Wildlife Trade Regulations.

Problems and Need for Assistance:

- A considerable problem is the low staff number working at the national Management Authority. Two senior officers are not able to fulfil all the needed tasks and duties. One of those officers is now fully engaged with the EU accession matters, so that less time can be given for the current CITES agenda. The optimum number of staff is 8 experts and 2 administrative employees. There are plans to enlarge the staff number already in 2001, but there are no guarantees at all.
- Also, the ANCPL, CEI and Custom offices must be provided with adequate personnel and material resources to be able to carry out all their obligations following from implementation of the EU Wildlife Trade Regulations. However, this situation is not as urgent as that at the Management Authority and can be solved using current personnel and giving the CITES matters more attention and priority.
- Another problem is the disposal of confiscated specimens and the operation of rescue centers for confiscated live specimens. According to the law, the ME is responsible for this. However, due to lack of both personnel and finances, the ME is not fulfilling this task properly. The number of confiscated specimens is large and a considerable portion of it are live animals and plants. Up to now, they are cared for mostly voluntarily by zoological and botanical gardens and some NGO's. However, with difficulties to get sufficient financial support from the ME, the system does not work properly. There are plans to solve part of this problem by contracting one new employee at the ME and by seeking more finances from the budget of the ME.
- The enforcement carried out by the CEI and other enforcement bodies faces a problem that the wildlife inspectors are standard civil servants with very limited powers (they do not have powers like Police). Co-

operation with the Police is hindered by the fact that infringements against Act No. 16/1997 and Act 114/1992 are not criminal offences. The ME has proposed to the Government the amendment of the Criminal Code in this respect, but it was postponed until the works on the completely new Criminal Code are concluded by the Government.

- The CEI has insufficient finances for special analyses needed for investigation of some cases, as e.g. DNA analysis to find out whether specimens are wild or captive bred.
- The IATA provisions on Live Animal Regulations and CITES Guidelines for Transport of Live Animals are not yet implemented, although they are closely related to the requirements of CITES, particularly to the protection of live animals during transport. There are plans to do so by amending the veterinary legislation during the process of the implementation of the relevant EU veterinary legislation on transport of live animals.
- The data on the mortality rate of CITES specimens are not systematically collected and assessed, particularly because of insufficient capacity of the ME. Close co-operation with the border veterinary service is lacking and needs to be established.
- According to Act No. 16/1997, certain border crossing points should be specifically designated to serve for the export, import or transit of CITES specimens and their list should be published in the Collection of Laws. This requirement has not yet been met, so now all border crossing points can serve for these purposes. It is hoped that this problem will partly disappear after the Czech Republic has become an EU Member State because it would concern Prague Airport as the only crossing point for non-EU countries and possibly border points with Slovakia if that country is not becoming a Member State as well.
- There is insufficient international co-operation between the Czech enforcement authorities (CEI, Customs) and the relevant ones in some neighbouring countries (Poland, Austria), but there is good co-operation with Germany and Slovakia.

There are some areas in which assistance is needed. The main problem of lacking personnel and finances for CITES at the ME and other national agencies is due to the fact that CITES has less priority within the national environment policy. However, the ME recognises that this problem must be solved as part of the process of implementation of the EU environmental legislation. Support or rather “pressure” from the EU authorities could help to accelerate solutions to the problem as well. Further, assistance will be needed for the organisation of additional specialised enforcement seminars and workshops, financial support is required for the development of some projects (e.g. CITES posters and videos) and there is a need for special enforcement equipment that is not available in the Czech Republic or that is possibly less expensive within the EU. And last, better international co-operation on CITES enforcement in the Central European Region is necessary and will need support.

Outline of Legal Wildlife Trade

From 1992 to 1999, the Czech Republic submitted CITES annual reports for the years from 1992 to 1999 (Annex III). This means that the following data cover eight ‘complete’ years and zero ‘incomplete’ years, when the data were only reported by other countries that submitted an annual report and that were involved in trade with the Czech Republic, but not by the Czech Republic itself.

Overview: The Czech Republic had quite a large market concerning trade in CITES-listed species. From 1992 to 1999, a total number of 555,770 specimens were reported in trade with the Czech Republic (Table 17). The import accounted for 57% of these specimens, the direct export for 39%, the re-export for 3% and the origin in the Czech Republic (minus the direct export) for 1%. These figures concern gross trade data, which means that the same specimens can be involved several times, e.g. when they are imported and re-exported by the Czech Republic. In addition, they cover small specimens, such as seeds and watchstraps, and only concern specimens reported in numbers, thus excluding specimens reported in other units, such as kilogrammes or pairs. As for the specimens reported in other units, there were some categories that showed large amounts in trade: 3,166.311 kilogrammes and 2,171.772 kilogrammes of fish specimens were imported and re-exported respectively and 2,682 kilogrammes of invertebrate specimens were imported.

Table 17.
CITES specimens reported in numbers and traded by the Czech Republic in 1992-1999.

Species	Import	% live	Export	% live	Re-export	% live	Origin*	% live	Total
Amphibians	313	100	2,900	100	115	100			3328
Birds	51,980	100	49,687	100	5,072	100	2,047	100	108,786
Fish	25,220	21			4,263	100			29,483
Invertebrates	17,144	72	320	99	506	100	11	100	17,981
Mammals	5,985	33	1,434	92	847	23	626	99	8,892
Plants	117,629	80	141,029	42	38	100	339	100	259,035
Reptiles	100,088	75	22,003	100	3,881	99	2,293	100	128,265
Total	318,359	76	217,373	63	14,722	95	5,316	100	555,770

Source: CITES annual reports (comp. tabulations) compiled by UNEP-WCMC, 2001.

* Origin in a candidate country, but re-export by another country (origin minus direct export).

Among the Candidate Countries, the Czech Republic was the largest importer of live reptiles and of kilogrammes of sturgeon eggs, the second largest importer of live birds with wild origin (after Malta), the largest re-exporter of live reptiles and the largest country of origin for live reptiles that were re-exported by other countries (see Annex IV).

Countries: The main countries of origin for the specimens imported by the Czech Republic were the USA, Indonesia and Turkey, together accounting for 31% (Table 18). The specimens imported from the USA were mainly plant seeds (51%) and fish eggs (45%). The majority of the plant seeds came from the Appendix I/II genera *Ariocarpus* spp., *Turbinicarpus* spp and *Sclerocactus* spp., while all fish eggs came from *Polyodon spathula*. The specimens imported from Indonesia were mainly reptile handbags (56%) from Appendix III *Cerberus rhynchops* (listed by India), *Naja naja sputatrix*, *Python reticulatus* and *Varanus salvator*. The specimens imported from Turkey were all live plants, mainly from *Cyclamen* spp. and *Galanthus* spp.

Table 18.
Top ten countries of origin for CITES specimens reported in numbers and imported by the Czech Republic, directly or indirectly through a re-exporting country, in 1992-1999.

Country	Specimens	% of total	Taxa	Wild source
Top ten				
1. USA	43,961	13.81%	119	0%
2. Indonesia	32,079	10.08%	150	90%
3. Turkey	22,330	7.01%	14	83%
4. Ghana	21,481	6.75%	22	84%
5. Netherlands	19,583	6.15%	133	0%
6. Senegal	19,239	6.04%	30	100%
7. El Salvador	14,935	4.69%	1	7%
8. Denmark	13,810	4.34%	24	0%
9. Korea, Republic of	10,800	3.39%	1	0%
10. Uzbekistan	8,601	2.70%	1	100%
Remaining countries				
EU Member States	11,309	3.55%	400	2%
Candidate Countries	6,489	2.04%	172	4%
Other countries	93,742	29.45%	1,029	54%
Total	318,359	100	1,645	46%

Source: CITES annual reports (comparative tabulations) compiled by UNEP-WCMC, 2001.

Focus on EU Enlargement and Wildlife Trade: Review of CITES Implementation in Candidate Countries

The main countries of destination for the specimens exported by the Czech Republic were Germany and the UK, together accounting for 62% (Table 19). The specimens exported to Germany were mainly live plants (50%) and plant seeds (39%), the majority of which came from Appendix I/II genera *Ariocarpus* spp. and *Turbinicarpus* spp. The specimens exported to the UK were mainly plant seeds (> 99%), the majority of which came from *Turbinicarpus* spp. Malta also imported a large percentage of plant seeds (69%), all of which came from Appendix I/II *Pediocactus* spp. and *Sclerocactus* spp.

Table 19.

Top ten destinations for CITES specimens reported in numbers and exported directly by the Czech Republic in 1992-1999.

Country	Specimens	% of total	Taxa	Wild source
Top ten				
1. Germany	97,865	45.02%	300	0%
2. UK	37,776	17.38%	46	0%
3. Spain	21,701	9.98%	59	0%
4. USA	8,404	3.87%	100	0%
5. Italy	7,502	3.45%	101	1%
6. Malta	7,077	3.26%	53	0%
7. Japan	4,070	1.87%	46	0%
8. France	3,792	1.74%	57	0%
9. Netherlands	3,638	1.67%	77	0%
10. Turkey	3,625	1.67%	54	0%
Remaining countries				
EU Member States	5,889	2.71%	157	0%
Candidate Countries	2,524	1.16%	166	5%
Other countries	13,510	6.22%	168	1%
Total	217,373	100%	564	0%

Source: CITES annual reports (comparative tabulations) compiled by UNEP-WCMC, 2001.

The main country of origin for the specimens re-exported by the Czech Republic was Russia, accounting for 33% (Table 20). Russia was the origin mainly for live fish (89%), all of which were Acipenseridae spp. The main countries of import for the specimens re-exported by the Czech Republic were Germany, Spain and Slovakia. Germany's imports consisted for 77% of live fish, the majority of which were Acipenseridae spp. Spain's imports consisted for 85% of live birds, the majority of which were *Psittacus erithacus*. Slovakia's imports consisted for 51% of live reptiles and for 32% of live invertebrates. The majority of the reptiles were *Iguana* spp., *Python* spp. and *Varanus* spp., while the invertebrates were all *Pandinus imperator*.

Table 20.

Top five countries of origin and destination for CITES specimens reported in numbers and re-exported by the Czech Republic in 1992-1999.

Country	Specimens	% of total	Taxa	Wild source
Top five origin				
1. Russia	4,811	32.68%	16	25%
2. Zaire	1,149	7.80%	2	100%
3. Pakistan	1,147	7.79%	3	96%
4. Uzbekistan	1,118	7.59%	1	100%
5. Ghana	942	6.40%	11	73%

Table continues on following page.

Table 20 continued.

Remaining countries				
EU Member States	307	2.09%	77	17%
Candidate Countries	59	0.40%	17	42%
Other countries	5,189	35.25%	159	57%
Total	14,722	100%	244	56%
Top five destinations				
1. Germany	5,554	37.73%	61	21%
2. Spain	1,763	11.98%	14	88%
3. Slovakia	1,572	10.68%	62	50%
4. USA	1,114	7.57%	16	98%
5. Russia	943	6.41%	34	98%
Remaining countries				
EU Member States	2,197	14.92%	113	73%
Candidate Countries	1,246	8.46%	54	70%
Other countries	333	2.26%	39	84%
Total	14,722	100%	244	56%

Source: CITES annual reports (comparative tabulations) compiled by UNEP-WCMC, 2001.

Specimens taken from the wild: Overall, certain categories have been identified to involve many specimens taken from the wild. When the number of specimens taken from the wild was found to be above a certain level (chosen to be 1,500), then the category was included in Table 21. Five categories are in bold font in the table. These categories have a quantity of specimens taken from the wild above 10,000 and will be discussed in more detail below.

Table 21.

Total and “wild” trade by the Czech Republic for selected categories of CITES specimens in 1992-1999.

Species	Specimens	Trade	Total quantity	Wild quantity
Birds	Live	Import	51,915	46,770
	Live	Re-export	5,070	4,344
Fish	Eggs (in kg)	Import	3,166.311	2,202.259
	Eggs (in kg)	Re-export	2,167.772	2,153.772
Invertebrates	Corals (in kg)	Import	2,682	2,400
	Live	Import	12,276	12,174
Plants	Live	Import	94,672	23,137
Reptiles	Handbags	Import	18,091	18,087
	Live	Import	74,817	35,500
	Live	Re-export	3,855	2,177
	Other*	Import	7,180	6,509

Source: CITES annual reports (comparative tabulations) compiled by UNEP - WCMC, 2001.

* Excluding live specimens and handbags.

Import of birds (live): In total, 46,770 live birds taken from the wild were imported by the Czech Republic from 1992 to 1999. These birds involved 174 taxa, but the majority (74%) involved only 12 taxonomic groups as showed in Table 22. Most birds from this selection were imported directly from the country of origin, while a small part (17%) was imported through a re-exporting country. These re-exporting countries were mainly in Asia (51%), the EU (29%) and Africa (19%).

Table 22.

Major taxonomic groups of live and wild CITES-listed birds imported by the Czech Republic in 1992-1999

Taxonomic group	Quantity	Origin
<i>Poicephalus</i> spp.	7,372	100% AF
<i>Psittacus</i> spp.	5,745	100% AF
<i>Psittacula</i> spp.	4,089	73% AS & 27% AF
<i>Serinus</i> spp.	3,253	100% AF
<i>Amazona</i> spp.	2,617	*100% SA
<i>Estrilda</i> spp.	2,540	100% AF
<i>Lagonostica</i> spp.	1,680	100% AF
<i>Uraeginthus</i> spp.	1,530	100% AF
<i>Euplectes</i> spp.	1,510	100% AF
<i>Gracula</i> spp.	1,456	100% AS
<i>Cacatua</i> spp.	1,455	100% AS
<i>Ara</i> spp.	1,182	*100% SA

Codes: Annex II. Source: CITES annual reports (comp. tabulations) compiled by UNEP-WCMC, 2001.

* Two specimens had false reported origin in the Czech Republic.

Import of invertebrates (live): In total, 12,174 live invertebrates taken from the wild were imported by the Czech Republic from 1992 to 1999. These invertebrates involved 44 taxa, but 83% belonged to only one species: *Pandinus imperator* with origin in Africa, mainly (96%) in Ghana.

Import of plants (live): In total, 23,137 live plants taken from the wild were imported by the Czech Republic from 1992 to 1999. These involved 426 taxa, but 80% belonged to two taxonomic groups: 12,781 *Cyclamen* spp. and 5,710 *Galanthus* spp., all with wild origin in Turkey, were imported from the Netherlands.

Import of reptiles (handbags): In total, 18,087 reptile handbags taken from the wild were imported by the Czech Republic from 1992 to 1999. All were directly imported from country of origin Indonesia. Most (97%) came from Appendix III *Cerberus rhynchops* (listed by India) while the rest came from *Naja naja sputatrix* (3%), *Python reticulatus* (< 1%) and *Varanus salvator* (< 1%).

Import of reptiles (live): In total, 35,500 live reptiles taken from the wild were imported by the Czech Republic from 1992 to 1999. These reptiles involved 112 taxa, but the majority (89%) involved only 7 taxonomic groups as showed in Table 23. Most reptiles from this selection were imported directly from the country of origin, but still 39% was imported through a re-exporting country. These re-exporting countries were mainly Russia (66%) and the USA (26%). Although the total number of imported live and wild *Testudo* spp. during this period was very large, the Czech Republic's global role in 1999 with regard to this type of specimen was almost non-existent. In this year, only 62 captive bred specimens were imported by this country. On the other hand, the total global imports consisted of 48,941 specimens, of which 88% had a wild origin.

Table 23.

Major taxonomic groups of live and wild CITES-listed reptiles imported by the Czech Republic in 1992-1999.

Family	Quantity	Origin
<i>Testudo</i> spp.	14,392	91% AS
<i>Iguana</i> spp.	5,688	100% SA
<i>Python</i> spp.	3,752	94% AF
<i>Varanus</i> spp.	3,523	77% AF & 23% AS
<i>Chamameleo</i> spp.	2,344	100% AF
<i>Phelsuma</i> spp.	1,021	100% AF
<i>Geochelone</i> spp.	1,018	55% AF & 44% AS

Codes: Annex II. Source: CITES annual reports (comp. tabulations) compiled by UNEP-WCMC, 2001.

Illegal Trade and Infractions

Some information on illegal trade had been provided under “CITES Administration and Enforcement”. The majority of seizures made in relation to trade by the Czech Republic (Table 24) were reported and destined to the Czech Republic. Most seizures reported were performed by Czech enforcement officers in 1998 and 1999, lots of seizures were made. In addition to the specimens in the table, there were also some seizures of specimens reported in units other than number: in 1993, 5 shipments (RCZ-iCZ) and 13gr (RXX-eCZ) and, in 1999, 282kg (RCZ-iCZ).

Table 24.
Reporting of seizures of CITES specimens made in relation to trade by the Czech Republic in 1992-1999.

Situation	1992	1993	1994	1995	1996	1997	1998	1999	Total
RCZ-iCZ			21	135		261	1,174	9,165	10,756
RCZ-eCZ		27	310	1	3		6	81	428
RCZ-rCZ	1	25		75		74		30	205
RXX-iCZ					1	46	11	1	59
RXX-eCZ						35	7		42
RXX-rCZ						2		2	4
RXX-oCZ		100							100
RXX&CZ-iCZ					1	3	6		10
RXX&CZ-eCZ			117						117
RXX&CZ-rCZ			117						117
RXX&CZ-oCZ		2							2
Total	1	154	565	211	5	421	1,204	9,279	11,840

Codes: Annex II. Source: CITES annual reports (comparative tabulations) compiled by UNEP-WCMC, 2001.

The species involved in the seizures made in relation to trade by the Czech Republic from 1992 to 1999 are shown in Table 25. The majority of the specimens were obviously plants, followed by reptiles. As for the specimens reported in units other than number, 5 shipments were amphibians, 282 kilogrammes were invertebrates and 13 grammes were plants.

Table 25.
Species groups involved in seizures of CITES specimens made in relation to trade by the Czech Republic in 1992-1999.

Species	Specimens	Taxa
Amphibians	119	2
Birds	272	35
Invertebrates	460	26
Mammals	167	21
Plants	9,246	92
Reptiles	1,576	46
Total	11,840	222

Source: CITES annual reports (comparative tabulations) compiled by UNEP-WCMC, 2001.

The top ten of regions involved in the seizures made in relation to trade by the Czech Republic from 1992 to 1999 are shown in Table 26. The top three concerned imports by the Czech Republic from Central and South America, from Africa and from Asia. As for the specimens reported in units other than number, the 5 shipments of amphibians were imported from the EU, the 282 kilogrammes of invertebrates were imported from Asia and the 13 grammes of plants were exported to the USA.

Table 26.

Top ten regions involved in seizures of CITES specimens made in relation to trade by the Czech Republic in 1992-1999.

Top ten	Import	Export	Origin	Quantity
1	CZ	SA	SA	8265
2	CZ	AF	AF	1089
3	CZ	AS	AS	579
4	EU	CZ	CZ	451
5	EU	CZ	XX	328
6	CZ	EU	XX	223
7	CZ	AF	XX	156
8	CZ	AS	XX	137
9	CZ	OE	XX	131
10	CZ	CC	XX	129
Other	XX	XX	XX	352
Total				11,840

Codes: Annex II. Source: CITES annual reports (comparative tabulations) compiled by UNEP-WCMC, 2001.

In the TIGERS Database, the Czech Republic was mentioned in relation to 79 cases, while in Doc. 10.28 (June 1997), the Czech Republic was mentioned in relation to 13 infractions.

Estonia

Country Profile

In 2000, the number of inhabitants in Estonia was estimated to be almost 1.5 million, while the population growth rate was calculated to be -0.59% (Anon., 2002d). The capital is Tallinn and the government type is a parliamentary democracy. The country consists of 45,226 km² area, including 1,520 islands in the Baltic Sea, of which 96% is land and 4% is water. In total, there is 633 km of land boundaries with the following countries: Latvia and Russia (Anon., 2002d).

CITES Implementation

Estonia is a Party to CITES since 20 October 1992. The following legislation deals with the Convention in the country:

- Act on Protected Natural Objects (1994)
- Regulation of the MoE of 25 September 2000, No 60 – On the list of protected species, fossils and game trophies which import and export requires special permits and order of import and export
- Act on the Protection and Use of Wild Fauna of 18 November 1998
- Regulation of the MoE of 22 December 1999, No 104 – On the approval of the procedure of registration of the collections containing animals protected by national laws or under international treaties, or containing medal-worthy hunting trophies, and transactions with such collections
- Environmental Supervision Act
- Customs Act (17 December 1997)

The Act on Protected Natural Objects states that plants and animals included in the CITES Annexes, including parts and products thereof, may be imported and exported only in accordance with the relevant procedure established by the Minister of the Environment. Regulation No 60 lays down the rules for import and export permits for the international trade in protected species. It also gives basic requirements and conditions concerning permit application, permit issuance and permit cancellation and the basic conditions of Customs

clearance. There is an Annex that includes the list of CITES species as well as templates of the required permits. The Act on the Protection and Use of Wild Fauna lays down restrictions for acquiring and keeping of animal collections and prohibits the commercial use of highly protected animals (including CITES Appendix I). Regulation No 104 gives a definition of an animal collection, lays down general requirements concerning registration procedures and provides a list of information that is needed for registration.

The Environmental Supervision Act establishes the rights and obligations of persons who exercise and manage state environmental supervision, as well as of persons who are subject to state supervision, and the procedure for supervisory operations. The Environmental Inspectorate has the right and obligation to monitor adherence to the requirements of legislation in the fields of environmental protection and use and to suspend or terminate activities which are contrary to the specified requirements. Further, the Environmental Inspectorate can seize illegally procured natural products and, in cases specified by international agreements, return such products to their state of export. The Customs Act provides for the opportunity to punish illegal trade by confiscation and/or a fine of maximum 6,392 Euro. Following is a list of other Customs legislation in force:

- Procedure for Conduct of Customs Formalities upon Importation of Goods Approved by Government of the Republic Regulation No 328 of 27 October 1999
- Rules for Placing Goods under Customs Procedures “Exportation” and “Re-exportation” Approved by Government of the Republic Regulation No 347 of 16 November 1999
- Regulation of the Government of 03 July 2001, No 221 – On the approval of the list of border stations via which import of products within the scope of the Convention on International Trade in Endangered Species of Fauna and Flora (CITES) into, and export thereof from, the territory of Estonia is permitted, and on the approval of the requirements for such Border Stations

In accordance with the CITES Secretariat’s project on national laws for implementation of the Convention (Doc. 10.31, June 1997), Estonia’s previous legislation was put in category 2: believed to generally not meet all the requirements for CITES implementation. The legislation adopted after 1997 still needs to be reviewed.

CITES Administration and Enforcement

Administration: In 2001, two persons were working as the Management Authority (the Ministry of Environment, Nature Conservation Department) for a total of 23 hours per week. One expert was working as the Scientific Authority, from the Tallinn Zoological Gardens, for 4 hours per week. Additional institutions working as a Scientific Authority were Tallinn Botanical Gardens, Zoological Museum of the Tartu University and Estonian Museum of Natural History. They were dealing with CITES issues very seldom. On average, from 1995 to 2000, 8 import permits, 60 export permits, 3 re-export certificates and 1 other certificate (for exhibitions or for scientific purposes) were issued per year. The legal trade is said to involve hunting trophies from lynxes, brown bears and wolves exported mainly to Germany, Denmark and Finland (K. Alasi, *in litt.* July 2001). In addition, there is an exchange of live animals between the Tallinn Zoo and other zoos around the world. There has not been detection of many CITES violations. Probably the most frequent illicit trade is with personal items made from endangered species. Because of lack of awareness, people do not know that they need special permits for these goods.

Enforcement: There have been no convictions in the country related to CITES offences.

Practical Support: The country has not organised special training on enforcement of wildlife laws, but in the framework of courses for Customs students (in the Estonian National Defence Academy) there have been lectures about this subject. Further, the country is involved in DANCEE (Danish Co-operation for Environment in Eastern Europe) and the project “Implementation of CITES and related EU legislation” has been running from October 2000 to October 2002. Within the framework of this project, two training courses will be held of each one week. One course will be held from 15 to 19 October 2001 and it is foreseen that the national Management and Scientific Authorities and the key Customs staff participate as trainers together with Danish CITES and Customs experts. The second course will be held in 2002 and will involve all relevant authorities and, where feasible, relevant NGO’s and stakeholders. Further, it is foreseen to acquire microchips for the marking of animals and ten detectors for reading and checking these chips at the border posts. There will be a workshop on

Focus on EU Enlargement and Wildlife Trade: Review of CITES Implementation in Candidate Countries

marking and registration in the beginning of 2002. The Green Parrot software has been bought and distributed to stakeholders.

Education: Again, within the framework of the project, several educational activities will be organised. Educational material will be worked out to be used on the Customs Training Schools, filming for a presentation video about CITES will take place in September 2001, informational posters, leaflets and brochures will be published towards the beginning of 2002 and an information meeting for travel agencies will be arranged in the first half of 2002. In addition, selected teachers and guides get a short training workshop with the purpose to set up travel exhibits that will provide educational material for school groups towards the beginning of 2002. And further, a small sum has been allocated for campaigns undertaken by NGO's with the goal to further encourage co-operation

International Co-operation: As mentioned before, the country has been co-operating with Denmark as part of DANCEE (Danish Co-operation for Environment in Eastern Europe).

Problems and Need for Assistance: The problems in the country are related to the lack of public awareness and the need for capacity building of the Customs (facilities and equipment, as well as human resources). These problems have been targeted by the DANCEE project, including an assessment of results and an identification of additional problems and needs.

Outline of Legal Wildlife Trade

From 1992 to 1999, Estonia submitted CITES annual reports for the years from 1993 to 1998 (Annex III). This means that the following data cover six 'complete' years and two 'incomplete' years, when the data were only reported by other countries that submitted an annual report and that were involved in trade with Estonia, but not by Estonia itself.

Overview: Estonia had an average market concerning trade in CITES-listed species. From 1992 to 1999, a total number of 106,175 specimens were reported in trade with Estonia (Table 27). The import accounted for 15% of these specimens, the direct export for 85%, the re-export for < 1% and the origin in Estonia (minus the direct export) for < 1%. These figures concern gross trade data, which means that the same specimens can be involved several times, e.g. when they are imported and re-exported by Estonia. In addition, they cover small specimens, such as seeds and watchstraps, and only concern specimens reported in numbers, thus excluding specimens reported in other units, such as kilogrammes or pairs. As for the specimens reported in other units, there were no categories that showed large amounts in trade.

Table 27.
CITES specimens reported in numbers and traded by Estonia in 1992-1999.

Species	Import	% live	Export	% live	Re-export	% live	Origin*	% live	Total
Amphibians	7	100							7
Birds	62	98	149	93	6	100			217
Mammals	120	91	354	19	11	100	6	100	491
Plants	14,923	86	89,962	100					104,885
Reptiles	544	9	24	100	7	86			575
Total	15,656	83	90,489	100	24	96	6	100	106,175

Source: CITES annual reports (comp. tabulations) compiled by UNEP-WCMC, 2001.

* Origin in a candidate country, but re-export by another country (origin minus direct export).

Countries: The main countries of origin for the specimens imported by Estonia were Sweden, Denmark and the USA, together accounting for 94% (Table 28). The specimens imported from Sweden were all live plants, the majority of which came from Cactaceae spp.. The specimens imported from Denmark were mainly live plants from *Schlumbergera* spp. (> 99%). The specimens imported from the USA were mainly plant seeds (99%), the

Focus on EU Enlargement and Wildlife Trade: Review of CITES Implementation in Candidate Countries

majority of which came from Appendix I *Ariocarpus* spp, *Discocactus* spp. and *Turbiniacarpus* spp. Malta also imported mainly plant seeds (96%), from various Appendix I species.

Table 28.

Top ten countries of origin for CITES specimens reported in numbers and imported by Estonia, directly or indirectly through a re-exporting country, in 1992-1999.

Country	Specimens	% of total	Taxa	Wild source
Top ten				
1. Sweden	7,690	49.12%	7	0%
2. Denmark	5,084	32.47%	3	0%
3. USA	1,964	12.54%	59	0%
4. Malta	208	1.33%	15	0%
5. Cameroon	192	1.23%	1	100%
6. Sudan	176	1.12%	1	100%
7. Russia	85	0.54%	19	25%
8. Colombia	62	0.40%	1	0%
9. Mauritius	45	0.29%	3	0%
10. Argentina	38	0.24%	2	100%
Remaining countries				
EU Member States	33	0.21%	21	9%
Candidate Countries	29	0.19%	11	14%
Other countries	50	0.32%	16	46%
Total	15,656	100%	142	3%

Source: CITES annual reports (comparative tabulations) compiled by UNEP-WCMC, 2001.

The main country of destination for the specimens exported by Estonia was Sweden, accounting for 99% (Table 29). The specimens exported to Sweden were mainly live plants (90%), all from *Cyclamen* spp.

Table 29.

Top ten destinations for CITES specimens reported in numbers and exported directly by Estonia in 1992-1999.

Country	Specimens	% of total	Taxa	Wild source
Top four				
1. Sweden	89,995	99.45%	12	0%
2. Finland	112	0.12%	12	88%
3. Germany	68	0.08%	6	72%
4. Latvia	51	0.06%	4	96%
5. Russia	42	0.05%	13	19%
6. USA	42	0.05%	5	0%
7. Lithuania	31	0.03%	8	13%
8. Denmark	26	0.03%	2	100%
9. UK	26	0.03%	4	0%
10. Uzbekistan	25	0.03%	4	0%
Remaining countries				
EU Member States	11	0.01%	5	91%
Candidate Countries	29	0.03%	7	0%
Other countries	31	0.03%	15	26%
Total	90,489	100%	44	1%

Source: CITES annual reports (comparative tabulations) compiled by UNEP-WCMC, 2001.

The majority of the countries of origin for specimens re-exported by Estonia were unknown, accounting for 50% (Table 30). These specimens concerned mainly reptile specimens (58%), namely six live *Testudo horsfieldii* and one body from the Appendix I *Varanus griseus*. The main countries of import for the specimens re-exported by Estonia were Finland and Russia. Finland's imports consisted for 88% of reptile specimens, consisting of the same reptile specimens as outlined above. Russia's imports consisted for 67% of live mammals from Appendix I species, namely three live *Elephas maximus* and one live *Loxodonta africana*.

Table 30.

Top three countries of origin and top four destinations for CITES specimens reported in numbers and re-exported by Estonia in 1992-1999.

Country	Specimens	% of total	Taxa	Wild source
Top three origin				
1. Unknown	12	50.00%	7	75%
2. Russia	4	16.67%	3	25%
3. India	3	12.50%	1	0%
Remaining countries				
Candidate Countries	1	4.17%	1	0%
Other countries	4	16.67%	4	50%
Total	24	100%	16	50%
Top four destinations				
1. Finland	8	33.33%	3	88%
2. Russia	6	25.00%	4	17%
3. Poland	3	12.50%	3	0%
4. Czech Republic	2	8.33%	2	100%
Remaining countries				
EU Member States	3	12.50%	3	67%
Candidate Countries	1	4.17%	1	0%
Other countries	1	4.17%	1	0%

Source: CITES annual reports (comparative tabulations) compiled by UNEP-WCMC, 2001.

Specimens taken from the wild: Overall, no categories have been identified to involve many specimens taken from the wild. The categories that involved most specimens taken from the wild were the import of reptile specimens and the export of mammal specimens (both excluding live animals). The quantity of the reptile specimens taken from the wild was 422, which consisted of bodies, handbags, leather pieces, shoes and watchstraps taken from 7 different taxa. They were not imported directly from the country of origin, but rather from a re-exporting country: Italy (53%), Spain (46%) and Finland (< 1%). The majority was from *Python sebae* (45%) and *Varanus niloticus* (42%) with origin in Africa. The mammal specimens taken from the wild consisted of 1,067 kilogrammes of meat, 26 meat (reported without unit of measurement) and 230 other specimens. The meat all came from *Ursus arctos* and was exported to Finland in 1995, 1996 and 1998. The other specimens consisted of bodies, skins, skulls, specimens and trophies from *Ursus arctos* (51%), *Canis lupus* (26%), *Lynx lynx* (22%), *Saiga tatarica* (1%) and *Ovis ammon karelini* (< 1%). The main importing countries were Finland (31%), Germany (21%), Latvia (21%), Denmark (11%) and Sweden (9%).

Illegal Trade and Infractions

The seizures made in relation to trade by Estonia from 1992 to 1999 are shown in Table 31. In total, 48 specimens and 2 kilogrammes of specimens were seized. Most were reported by other countries. It is obvious that the majority of the specimens were reptiles imported by Estonia.

Table 31.
Seizures of CITES specimens made in relation to trade by Estonia in 1992-1999.

Year	App	Taxon	Species	CI	CE	CO	Quantity	Unit	Term	P	S	R
Reported by EE - import by EE												
1996	2	<i>Poicephalus senegalus</i>	birds	EE	XX	XX	1		LIV		I	IR
Reported by XX - import by EE												
1999	2	<i>Phelsuma cepediana</i>	reptiles	EE	NL	MU	15		LIV	Z	I	ER
1999	2	<i>Phelsuma guimbeaui</i>	reptiles	EE	NL	MU	15		LIV	Z	I	ER
1999	2	<i>Phelsuma ornata</i>	reptiles	EE	NL	MU	15		LIV	Z	I	ER
Reported by XX - export by EE												
1994	2	Cactaceae spp.	plants	US	EE		2		LIV	P	I	IR
Reported by XX - re-export by EE												
1999	2	<i>Acipenser</i> spp.	birds	ES	EE	XX	2	KIL	EGG		I	IR

Codes: Annex II. Source: CITES annual reports (comp. tabulations) compiled by UNEP-WCMC, 2001.

In the TIGERS Database, Estonia was mentioned in relation to two cases, while in Doc. 10.28 (June 1997), Estonia was not mentioned in relation to any infractions.

Hungary

Country Profile

In 2000, the number of inhabitants in Hungary was estimated to be more than ten million, while the population growth rate was calculated to be -0.33% (Anon., 2002e). The capital is Budapest and the government type is a parliamentary democracy. The country consists of 93,000 km² area of which 99% is land and 1% is water. In total, there is 2,000 km of land boundaries with the following countries: Austria, Croatia, Romania, Serbia and Montenegro, Slovakia, Slovenia and Ukraine (Anon., 2002e).

CITES Implementation

Hungary became a Party to CITES on 29 Augustus 1985. The following legislation deals with the Convention in the country:

- Act No. 15 of 1986: publication of the Convention
- Decree 4/1990/XII.7./KTM: implementation of the Convention
- Penal Code Law n 4 of 1978, as amended by Law n 3 of 1987: rules for penalties

In accordance with this legislation, the Ministry for Environment and Regional Policy is the CITES Management Authority and 6 to 8 experts appointed by the Minister of Environment and Regional Policy form the Scientific Authority. Illegally kept specimens can be seized and confiscated by the Management Authority. The penalty to a person who illegally acquires, sells or damages at any stage of its development a plant or animal which is specifically protected or which is covered by an international treaty consists of imprisonment of up to one year, or hard labour or a fine for less serious offences. No penalties are expressly provided for offences of illegal importation or transit. Further, there is some other legislation (directly or indirectly) dealing with CITES in the country:

- Code of Criminal Procedure
- Decree No. 112/1990

Focus on EU Enlargement and Wildlife Trade: Review of CITES Implementation in Candidate Countries

Under the Penal Code and the Code of Criminal Procedure, courts also have general powers to confiscate animal and plant specimens traded in breach of the relevant legislation. Decree No. 112/1990 includes the rule that permission must be obtained from the Ministry of International Economic Relations for the export and import of specimens, parts and derivatives of species covered by CITES. Such permission does not replace the permits that must be granted by the Management Authority, but is rather intended to strengthen the official control on trade.

In accordance with the CITES Secretariat's project on national laws for implementation of the Convention (Doc. 10.31, June 1997), Hungary's legislation was put in category 2: believed to generally not meet all the requirements for CITES implementation.

CITES Administration and Enforcement

Administration: In 2001, three persons were working as the Management Authority (the Ministry for Environment, Authority for Nature Conservation, Ecological Department) for a total of 90 hours per week. Five experts were appointed as the Scientific Authority, all from different institutions and with different specialisms. On average, from 1995 to 2000, 150 import permits, 130 export permits, 220 re-export certificates and 4,000 other certificates (breeding and internal CITES documents) were issued per year. The legal trade is said to be strongly increasing, while the illegal trade is said to be slowly decreasing and changing in species and composition (K. Rodics and L. Körösi, *in litt.* September 2001). In the 80's and early 90's, it consisted mainly of live birds and mammals, while now there are live reptiles (mainly tortoises) and parts and/or derivatives involved.

Enforcement: There are several court cases each year, which end with convictions. Most of these cases are closed by confiscation or fine. The strictest conviction was given in 1996, for the illegal possession or trade in four birds of the species *Falco cherrug*. The penalty was 1,5 year imprisonment (suspended sentence).

Practical Support: Training seminars and presentations on CITES are organised on a regular basis for the Customs. There is a bilateral agreement between the Authority for Nature Conservation and the Hungarian Customs and Finance Guard, mainly focusing on CITES, with the purpose to co-operate and exchange knowledge in the case of problematic shipments. There are several activities to obtain additional resources for improvement of the effectiveness of the CITES implementation (extra personnel, purchase of the Green Parrot software and purchase of identification materials).

Education: Almost every week, there are news items, reports, interviews about wildlife trade in the Hungarian TV and radio broadcasts and in the newspapers. Further, tourists and the travel sector have been targeted by a specific campaign in the holiday season, which started with a large press conference held by the Minister of Environment.

International Co-operation: The country participates in several programmes by the European Commission (PHARE and TAIEX) and by individual countries (DANCEE) and in the work of the Animals Committee as European regional representative, organising the first European Animals Committee Meeting in Bonn, 12-16 November 2001, with responsibility for the scientific programme and compiling the agenda.

Problems and Need for Assistance: The problems in the country have been identified as being related to lack of resources (personnel and equipment). The illegal trade has been targeted by the Management Authority by the involvement of NGO's in CITES work. There are plans to organise training seminars for Police and petshop owners in 2001. There is a need for assistance in bringing awareness among the government and decision makers about the importance of CITES and the need for developing an EU compatible institutional background and enforcement body.

Outline of Legal Wildlife Trade

From 1992 to 1999, Hungary submitted CITES annual reports for the years from 1992 to 1998 (Annex III). This means that the following data cover seven 'complete' years and one 'incomplete' year, when the data were only

reported by other countries that submitted an annual report and that were involved in trade with Hungary, but not by Hungary itself.

Overview: Hungary had a large market concerning trade in CITES-listed species. From 1992 to 1999, a total number of 2,175,081 specimens were reported in trade with Hungary (Table 32). The import accounted for 34% of these specimens, the direct export for 35%, the re-export for 25% and the origin in Hungary (minus the direct export) for 5%. These figures concern gross trade data, which means that the same specimens can be involved several times, e.g. when they are imported and re-exported by Hungary. In addition, they cover small specimens, such as seeds and watchstraps, and only concern specimens reported in numbers, thus excluding specimens reported in other units, such as kilogrammes or pairs. As for the specimens reported in other units, there were categories that showed large amounts in trade: 12,252 kilogrammes bird specimens were imported and 2,369 pairs, 5,223 pairs and 154,626 pairs mammals specimens were respectively imported, exported and re-exported.

Table 32.
CITES specimens reported in numbers and traded by Hungary in 1992-1999.

Species	Import	% live	Export	% live	Re-export	% live	Origin*	% live	Total
Amphibians	73	100	1,711	100					1,784
Birds	1,839	98	963	94	455	99	21	100	3,278
Fish	187,004	21	127,700	100	239,485	100	1,485	100	555,674
Invertebrates	4,851	32	290	48	1	100			5,142
Mammals	105,118	1	1,204	64	49,488	0	93	97	155,903
Plants	251,000	94	639,281	100	1	0	100,076	100	990,358
Reptiles	200,057	1	672	100	262,176	0	37	100	462,942
Total	749,942	38	771,821	100	551,606	44	101,712	100	2,175,081

Source: CITES annual reports (comp. tabulations) compiled by UNEP-WCMC, 2001.

* Origin in a candidate country, but re-export by another country (origin minus direct export).

Among the Candidate Countries, Hungary was the largest importer of reptile specimens (other than live), the second largest importer of live plants (after Poland) and of live fish (after Romania), the second largest exporter of live fish (after Poland), the largest re-exporter of reptile specimens (other than live), of live fish and of mammal specimens (other than live) with wild origin (see Annex IV).

Countries: The main countries of origin for the specimens imported by Hungary were the USA and Sudan, together accounting for 44% (Table 33). The specimens imported from the USA were mainly fish eggs (72%), live fish (19%) and plant seeds (5%). The fish eggs and live fish all concerned the species *Polyodon spathula*, while the majority of the plant seeds came from Appendix I/II *Ariocarpus* spp., *Discocactus* spp., *Escobaria* spp., *Sclerocactus* spp. and *Turbincarpus* spp. The specimens imported from Sudan were mainly reptile specimens (> 99%), all from *Varanus niloticus*.

Table 33.
Top ten countries of origin for CITES specimens reported in numbers and imported by Hungary, directly or indirectly through a re-exporting country, in 1992-1999.

Country	Specimens	% of total	Taxa	Wild source
Top ten				
1. USA	205,497	27.40%	106	49%
2. Sudan	125,785	16.77%	2	100%
3. Peru	100,878	13.45%	5	55%
4. Hungary	100,124	13.35%	26	0%
5. Netherlands	80,590	10.75%	58	1%

Table continues on following page.

Table 33 continued.

6. Turkey	45,186	6.03%	6	100%
7. Colombia	43,189	5.76%	4	0%
8. Paraguay	15,491	2.07%	2	100%
9. Indonesia	8,926	1.19%	38	87%
10. Belgium	4,888	0.65%	30	0%
Remaining countries				
EU Member States	5,423	0.72%	153	0%
Candidate Countries	158	0.02%	39	24%
Other countries	13,807	1.84%	427	66%
Total	749,942	100%	724	48%

Source: CITES annual reports (comparative tabulations) compiled by UNEP-WCMC, 2001.

The main countries of destination for the specimens exported by Hungary were the Netherlands, Germany and Sweden, together accounting for 95% (Table 34). The specimens exported to the Netherlands were mainly live plants (93%) and live fish (7%). The plants all concerned *Galanthus nivalis*, while the live fish concerned *Acipenseriformes* spp. The specimens exported to Germany were mainly live fish (86%), *Acipenser ruthenus* and *Polydon spathula*, and live plants (11%), almost exclusively *Opuntia* spp. The specimens exported to Sweden were all live plants, mainly *Galanthus* spp. and *Cyclamen* spp.

Table 34.

Top ten destinations for CITES specimens reported in numbers and exported directly by Hungary in 1992-1999.

Country	Specimens	% of total	Taxa	Wild source
Top ten				
1. Netherlands	614,102	79.57%	24	37%
2. Germany	64,304	8.33%	77	0%
3. Sweden	57,985	7.51%	4	0%
4. UK	11,685	1.51%	11	1%
5. Slovenia	10,009	1.30%	5	0%
6. Belgium	5,146	0.67%	10	0%
7. Czech Republic	5,069	0.66%	13	1%
8. Bulgaria	1,202	0.16%	2	0%
9. Spain	419	0.05%	16	2%
10. Austria	304	0.04%	50	0%
Remaining countries				
EU Member States	759	0.10%	44	1%
Candidate Countries	164	0.02%	32	9%
Other countries	673	0.09%	68	8%
Total	771,821	100%	209	30%

Source: CITES annual reports (comparative tabulations) compiled by UNEP-WCMC, 2001.

The main countries of origin for the specimens re-exported by Hungary were Russia and Sudan, together accounting for 68% (Table 35). Russia was the origin mainly for live fish (99%), almost exclusively *Acipenser gueldenstaedtii*, while Sudan was the origin for reptile leather pieces, all from *Varanus niloticus*. The main countries of import for the specimens re-exported by Hungary were Italy and Germany, together accounting for 68%. Italy imported mainly leather pieces (> 99%), from *Alligator mississippiensis*, *Caiman crocodiles*, *Crocodylus niloticus*, *Tupinambis* spp. and *Varanus niloticus*. Germany imported mainly live fish (57%), almost exclusively *Acipenser gueldenstaedtii*, mammal garments and leather pieces (42%) from *Pecari tajacu*, *Pseudalopex griseus* and *Tayassu* spp.

Table 35.

Top five countries of origin and destination for CITES specimens reported in numbers and re-exported by Hungary in 1992-1999.

Country	Specimens	% of total	Taxa	Wild source
Top five origin				
1. Russia	210,450	38.15%	17	1%
2. Sudan	163,963	29.72%	1	96%
3. Colombia	71,051	12.88%	3	1%
4. Peru	47,914	8.69%	4	51%
5. USA	34,856	6.32%	10	0%
Remaining countries				
EU Member States	398	0.07%	50	10%
Candidate Countries	198	0.04%	15	3%
Other countries	22,776	4.13%	70	98%
Total	551,606	100%	125	37%
Top five destinations				
1. Italy	261,885	47.48%	21	69%
2. Germany	112,587	20.41%	32	21%
3. France	40,555	7.35%	20	0%
4. Netherlands	40,011	7.25%	7	0%
5. Belgium	38,416	6.96%	7	0%
Remaining countries				
EU Member States	54,322	9.85%	47	2%
Candidate Countries	3,262	0.59%	32	0%
Other countries	568	0.10%	47	85%
Total	551,606	100%	125	37%

Source: CITES annual reports (comparative tabulations) compiled by UNEP-WCMC, 2001.

Specimens taken from the wild: Overall, certain categories have been identified to involve many specimens taken from the wild. When the number of specimens taken from the wild was found to be above a certain level (chosen to be 1,500), then the category was included in Table 36. Four categories are in bold font in the table. These categories have a quantity of specimens taken from the wild above 100,000 and will be discussed in more detail below.

Table 36.

Total and "wild" trade by Hungary for selected categories of CITES specimens in 1992-1999.

Species	Specimens	Trade	Total quantity	Wild Quantity
Fish	Eggs	Import	147,000	100,000
	Live	Export	127,700	10,000
Invertebrates	Corals	Import	3,209	3,150
Plants	Live	Import	236,810	46,352
	Live	Export	639,281	220,005
	Timber pieces	Import	1,569	1,569

Table continues on following page.

Table 36 continued.

Mammals	Garments (pairs)	Export	5,223	5,223
	Garments (pairs)	Re-export	144,542	124,127
	Leather (pairs)	Re-export	10,084	10,084
	Other*	Import	104,431	56,131
	Other*	Re-export	49,321	25,558
Reptiles	Other**	Import	197,090	148,655
	Other**	Re-export	261,868	180,736

Source: CITES annual reports (comparative tabulations) compiled by UNEP - WCMC, 2001.

* Excluding live specimens, elephant ivory and specimens reported in units other than number.

** Excluding live specimens and specimens reported in units other than number.

Export of plants (live): In total, 220,005 live plants taken from the wild were exported by Hungary. The Netherlands imported 220,000 *Galanthus nivalis* in 1992 and 1993, while Japan imported four *Orchis* spp. and one *Dactylorhiza maculata* in 1995.

Import and re-export of reptiles (other): In total, 148,665 reptile specimens (excluding live specimens and specimens reported in units other than number) taken from the wild were imported and 180,736 were re-exported by Hungary from 1992 to 1999. The majority (respectively 93% and 95%) was formed by leather pieces from three species traded in certain combinations of countries of origin, re-export and import (Table 37).

Table 37.

Majority of imports and re-exports of wild CITES reptile specimens by Hungary, formed by leather pieces of three species in certain combinations of trading countries in 1992-1999.

Species	Year	Quantity	Trade	Origin	Re-export	Import
<i>Tupinambis rufescens</i>	1999	3,321	Import	PY	IT	HU
		3,862	Re-export	PY	HU	IT
<i>Tupinambis teguixin</i>	1997	730	Import	PY	IT	HU
		110	Re-export	PY	HU	IT
	1998	3,341	Import	PY	IT	HU
		3,481	Re-export	PY	HU	IT
<i>Varanus niloticus</i>	1999	7,753	Import	PY	IT	HU
		7,146	Re-export	PY	HU	IT
	1998	4,652	Import	SD	IT	HU
		275	Re-export	SD	HU	IT
	1998	105,451	Import	SD	IT	HU
		93,298	Re-export	SD	HU	IT
	1999	12,475	Import	SD	IT	HU
		64,060	Re-export	SD	HU	IT

Codes: Annex II. Source: CITES annual reports (comparative tabulations) compiled by UNEP-WCMC, 2001.

The table shows that there was a large exchange of specimens between Hungary and Italy. There are no records in which Hungary imported directly from the country of origin and, therefore it can be assumed that Italy imported first, then re-exported to Hungary, after which Hungary again re-exported back to Italy. It is very likely that Hungary functions as a semi-processing country.

Re-export of mammals (garments – in pairs): In total, 124,127 mammal garments in pairs taken from the wild were re-exported by Hungary from 1992 to 1999. When targeting all mammal specimens from the two taxonomic groups *Pecari tajacu* and *Tayassu* spp. taken from the wild in Peru and traded with Germany, it becomes obvious that these specimens are first imported from Germany and then re-exported back to Germany (Table 38). The import consists mainly of skins and skin pieces, while the re-export consists mainly of garments

Focus on EU Enlargement and Wildlife Trade: Review of CITES Implementation in Candidate Countries

(in pairs and without unit of measurement). Again, it can be assumed that Hungary functions as a processing country.

Table 38.

Mammal specimens from two CITES-listed taxonomic groups *Pecari tajacu* and *Tayassu* spp. taken from the wild in Peru and traded between Hungary and Germany in 1992-1999.

Taxa	Trade	Quantity	Unit	Term	Origin	Re-export	Import
<i>Pecari tajacu</i>	Import	443	pairs	garments	PE	DE	HU
		6,535		skins	PE	DE	HU
		9,208		skin pieces	PE	DE	HU
	Re-export	54,389	pairs	garments	PE	HU	DE
		19,760		garments	PE	HU	DE
		4,861	pairs	leather pieces	PE	HU	DE
		1,775		leather pieces	PE	HU	DE
		5,223	pairs	skin/leather	PE	HU	DE
<i>Tayassu</i> spp.	Import	837	pairs	garments	PE	DE	HU
		196	pairs	leather pieces	PE	DE	HU
		541		leather pieces	PE	DE	HU
		348		plates	PE	DE	HU
		12,642		skins	PE	DE	HU
		25,922		skin pieces	PE	DE	HU
	Re-export	69,634	pairs	garments	PE	HU	DE
		2,056		garments	PE	HU	DE
		340		leather pieces	PE	HU	DE

Codes: Annex II. Source: CITES annual reports (comparative tabulations) compiled by UNEP-WCMC, 2001.

Illegal Trade and Infractions

Some information on illegal trade was already provided under “CITES Administration and Enforcement”. The seizures made in relation to trade by Hungary from 1992 to 1999 are shown in Table 39. In total, 201 specimens and 2 kilogrammes of specimens were seized. Most were reported by other countries. It is obvious that the majority of the specimens were live reptiles re-exported by Hungary.

In the TIGERS Database, Hungary was mentioned in relation to 23 cases, while in Doc. 10.28 (June 1997), Hungary was mentioned in relation to 12 infractions.

Table 39.

Seizures of CITES specimens made in relation to trade by Hungary in 1992-1999.

Year	App	Taxon	Species	CI	CE	CO	Quantity	Unit	Term	P	S	R
Reported by HU - re-export by HU												
1996	2	<i>Ateles geoffroyi</i>	mammals	YU	HU	XX	1		LIV		I	ER
1997	2	<i>Testudo graeca</i>	reptiles	TR	HU	TR	160		LIV	N	I	ER

Table continues on following page.

Table 39 continued.

Reported by XX - import by HU												
1992	1	<i>Aquila heliaca</i>	birds	HU	DE	XX	11		LIV	N	I	ER
1992	2	<i>Saguinus midas</i>	mammals	HU	NL	XX	1		LIV	T	I	ER
1994	2	<i>Aquila rapax</i>	birds	HU	DE	XX	1		LIV	N	I/O	IR/ER
1994	2	<i>Buteo rufinus</i>	birds	HU	DE	XX	4		LIV	N	I/O	IR/ER
1994	2	<i>Chamaeleo calyptratus</i>	reptiles	HU	CZ	CZ	6		LIV		I	ER
1994	2	<i>Circaetus gallicus</i>	birds	HU	DE	XX	1		LIV	N	I/O	IR/ER
1994	2	<i>Falco cherrug</i>	birds	HU	DE	XX	1		LIV	N	I/O	IR/ER
1996	2	<i>Ateles fusciceps</i>	mammals	HU	DE	XX	1		LIV	Z	I	ER
1996	2	<i>Ateles geoffroyi</i>	mammals	HU	DE	XX	1		LIV	Z	I	ER
1997	2	<i>Macaca arctoides</i>	mammals	HU	RU	VN	2		LIV	Q	I	ER
1998	2	<i>Cacatua galerita</i>	birds	HU	DE	XX	2		LIV	L	I	ER
Reported by XX - export by HU												
1995	1	Cheloniidae spp.	reptiles	US	HU		1	KIL	SHE		I	IR
1997	2	<i>Ursus arctos</i>	mammals	AT	HU		2		LIV	Z	F/I	IR/ER
1997	3	<i>Vulpes vulpes montana</i>	mammals	NZ	HU		1		SKI		I	IR
1998	2	<i>Psittacula roseata</i>	birds	AT	HU		1		LIV		I	IR
1998	2	<i>Testudo graeca</i>	reptiles	AT	HU		3		LIV		I	IR
Reported by XX - re-export by HU												
1992	1	<i>Elephas maximus</i>	mammals	IT	HU	DE	1		LIV	Q	F/I	IR/ER
1998	2	<i>Boa constrictor</i>	reptiles	AT	HU	NI	1		LIV	Q	C/I	IR/ER

Codes: Annex II. Source: CITES annual reports (comparative tabulations) compiled by UNEP-WCMC, 2001.

Latvia

Country Profile

In 2000, the number of inhabitants in Latvia was estimated to be almost 2.5 million, while the population growth rate was calculated to be -0.84% (Anon., 2002f). The capital is Riga and the government type is a parliamentary democracy. The country consists of 64,589 km² area of which 100% is land. In total, there is 1,150 km of land boundaries with the following countries: Belarus, Estonia, Lithuania and Russia. Further, it has 531 km coastline (Anon., 2002f).

CITES Implementation

Latvia is a Party to CITES since 12 May 1997. The following legislation deals with the Convention in the country:

- The Cabinet of Ministers Regulation 133 on Order by which the International Trade of Endangered Species of Wild Fauna and Flora is secured (1999)
- Law on Environmental Protection (6 August 1991, amendments from 22 May 1997)
- Law on Protection of Species and Habitats (16 March 2000)
- Hunting Law (1995)
- Hunting Regulations (1995)
- The Riga Council Regulation No. 69 (1997)
- Administrative Violations Code

The Regulations 133 cover all CITES listed specimens, but they do not explicitly mention that specimens can be confiscated. Nevertheless, this can be understood indirectly from articles referring to confiscated specimens. According to the Administrative Violation Code, a confiscation is a subsidiary punishment and can be carried out only together with the general punishment. Certain specified actions related to illegal international trade are mentioned to be punishable in this Code. Fines for illegal movements of goods across the border are laid down to be maximum 441 Euro for natural persons and 8,824 Euro for legal persons, with or without confiscation of goods. Several activities on CITES implementation are included in the National Programme on Biological Diversity accepted by the Cabinet of Ministers on 1 February 2000.

In accordance with the CITES Secretariat's project on national laws for implementation of the Convention (Doc. 11.21.1, April 2000), Latvia's previous legislation (before the adoption of the Regulations 133) was put in category 3: believed to generally not meet the requirements for CITES implementation. The new legislation still needs to be reviewed.

CITES Administration and Enforcement

Administration: In 2001, one person was working as the Management Authority (the Ministry of Environmental Protection and Regional Development) for a total of 4 hours per week. Two institutions were appointed as the Scientific Authority. They were the Institute of Biology and the Faculty of Biology of the Latvian University. On average, from 1995 to 2000, 10 import permits, 12 export permits and 12 re-export certificates were issued per year. With regard to the legal trade, the Riga National Zoo is said to be the main importer and exporter, while an increasing number of hunters are going for safari in Africa and North America. The illegal trade is said to concern plant trade and illegal imports from former USSR republics (V. Bernards, *in litt.* July 2001).

Enforcement: There have been no convictions in the country related to CITES offences.

Practical Support: The country is involved in DANCEE (Danish Co-operation for Environment in Eastern Europe) and the project "Implementation of CITES and related EU legislation" has been running from October 2000 to October 2002. Within the framework of this project, a study tour to Denmark was organised for the Management Authority, the Scientific Authority, the Customs officers, the Sanitary Border Inspection, the State Environmental Inspection and the State Police. In addition, training courses have been organised for these enforcement bodies. Additional resources have been made available and include CITES Identification Manuals, the Green Parrot Programme and microchips with detectors and registration software.

Education: The country has tried to increase the public awareness by means of travel exhibits, video presentations, brochures, leaflets and posters on CITES.

International Co-operation: As mentioned before, the country has been co-operating with Denmark as part of DANCEE (Danish Co-operation for Environment in Eastern Europe).

Problems and Need for Assistance: The problems are mainly related to the lack of human resources in the Management Authority and to the co-ordination within the institutions. The DANCEE project targets some problem issues by providing training, equipment and other resources. In addition, the Administrative Code and Criminal Law will be amended as well as the existing Cabinet of Ministers Regulation on international trade with specimens of endangered species of wild fauna and flora. There is a need for assistance in the development of the Nature Conservation Board or Agency that will play a better role as Management Authority and in the involvement of Custom officers in the training activities and co-operation with the EU Member States.

Outline of Legal Wildlife Trade

From 1992 to 1999, Latvia submitted CITES annual reports for the years 1997 and 1998 (Annex III). This means that the following data cover two 'complete' years and six 'incomplete' years, when the data were only reported by other countries that submitted an annual report and that were involved in trade with Latvia, but not by Latvia itself.

Overview: Latvia had a small market concerning trade in CITES-listed species. From 1992 to 1999, a total number of 1,298 specimens were reported in trade with Latvia (Table 40). The import accounted for 79% of these specimens, the direct export for 16%, the re-export for 5% and the origin in Latvia (minus the direct export) for < 1%. These figures concern gross trade data, which means that the same specimens can be involved several times, e.g. when they are imported and re-exported by Latvia. In addition, they cover small specimens, such as seeds and watchstraps, and only concern specimens reported in numbers, thus excluding specimens reported in other units, such as kilogrammes or pairs. As for the specimens reported in other units, there were no categories that showed large amounts in trade.

Table 40.
CITES specimens reported in numbers and traded by Latvia in 1992-1999.

Species	Import	% live	Export	% live	Re-export	% live	Origin*	% live	Total
Amphibians	30	100							30
Birds	43	100	34	26	7	100			84
Invertebrates	2	0							2
Mammals	180	58	59	58	50	100	2	100	291
Plants	105	100	100	100					205
Reptiles	671	5	9	89	6	100			686
Total	1,031	30	202	75	63	100	2	100	1,298

Source: CITES annual reports (comp. tabulations) compiled by UNEP-WCMC, 2001.

* Origin in a candidate country, but re-export by another country (origin minus direct export).

Countries: The main countries of origin for the specimens imported by Latvia were Indonesia and Argentina, together accounting for 35% (Table 41). The specimens imported from Indonesia were all reptile specimens, the majority of which were leather pieces from *Varanus salvator*, while the specimens imported from Argentina were mainly reptile specimens (98%), namely leather pieces and shoes from *Eunectes notaeus* and *Tupinambis* spp.

Table 41.
Top ten countries of origin for CITES specimens reported in numbers and imported by Latvia, directly or indirectly through a re-exporting country, in 1992-1999.

Country	Specimens	% of total	Taxa	Wild source
Top ten				
1. Indonesia	209	20.27%	4	100%
2. Argentina	148	14.36%	4	100%
3. Netherlands	113	10.96%	7	0%
4. Sudan	93	9.02%	1	100%
5. Russia	82	7.95%	19	5%
6. Malaysia	56	5.43%	2	93%
7. Colombia	53	5.14%	2	0%
8. Estonia	51	4.95%	4	96%
9. Paraguay	30	2.91%	1	100%
10. Denmark	28	2.72%	4	4%
Remaining countries				
EU Member States	23	2.23%	9	4%
Candidate Countries	26	2.52%	13	8%
Other countries	119	11.54%	18	54%
Total	1,031	100%	76	63%

Source: CITES annual reports (comparative tabulations) compiled by UNEP-WCMC, 2001.

Focus on EU Enlargement and Wildlife Trade: Review of CITES Implementation in Candidate Countries

The main country of destination for the specimens exported by Latvia was Sweden, accounting for 50% (Table 42). The specimens exported to Sweden were all live plants from the genus *Cyclamen* spp.

Table 42.

Top five destinations for CITES specimens reported in numbers and exported directly by Latvia in 1992-1999.

Country	Specimens	% of total	Taxa	Wild source
Top five				
1. Sweden	100	49.50%	1	0%
2. Germany	27	13.37%	3	93%
3. Italy	26	12.87%	2	96%
4. Russia	11	5.45%	4	0%
5. Poland	6	2.97%	5	0%
Remaining countries				
EU Member States	9	4.46%	4	0%
Candidate Countries	17	8.42%	8	18%
Other countries	6	2.97%	5	0%
Total	202	100%	28	26%

Source: CITES annual reports (comparative tabulations) compiled by UNEP-WCMC, 2001.

The main country of origin for the specimens re-exported by Latvia was Russia, accounting for 83% (Table 43). Russia was the origin mainly for live mammals of various species (85%). The main country of import for the specimens re-exported by Latvia was Russia, again accounting for 83%. These concerned mainly live mammals (83%), all traded for circus purposes.

Table 43.

Top three countries of origin and top four destinations for CITES specimens reported in numbers and re-exported by Latvia in 1992-1999.

Country	Specimens	% of total	Taxa	Wild source
Top three origin				
1. Russia	52	82.54%	13	0%
2. Unknown	3	4.76%	2	0%
3. Ukraine	2	3.17%	1	0%
Remaining countries				
EU Member States	1	1.59%	1	0%
Candidate Countries	2	3.17%	2	0%
Other countries	3	4.76%	3	67%
Total	63	100%	21	3%
Top four destinations				
1. Russia	52	82.54%	13	2%
2. Czech Republic	4	6.35%	3	25%
3. Lithuania	3	4.76%	2	0%
4. Poland	2	3.17%	2	0%
Remaining countries				
EU Member States	1	1.59%	1	0%
Other countries	1	1.59%	1	0%
Total	63	100%	21	3%

Source: CITES annual reports (comparative tabulations) compiled by UNEP-WCMC, 2001.

Specimens taken from the wild: Overall, no categories have been identified to involve many specimens taken from the wild. The category that involved most specimens taken from the wild was the import of reptile specimens (excluding live animals). The quantity was 567, which consisted of handbags, leather pieces, shoes and watchstraps taken from 10 different taxa. They were not imported directly from the country of origin, but rather from a re-exporting country: France (53%), Italy (43%) and Spain (4%). The majority was from *Varanus salvator* from Asia (34%), *Varanus niloticus* from Africa (18%) and *Eunectes notaeus* from South America (16%). An additional 97 pairs of small reptile leather pieces taken from the wild were imported. Again these were imported from a re-exporting country, which was Spain in all cases. The species involved were *Ptyas mucosus* from Asia (57%), *Python reticulatus* from Asia (22%), *Caiman crocodilus crocodilus* from South America (14%) and *Tupinambis* spp. from South America (7%).

Illegal Trade and Infractions

The seizures made in relation to trade by Latvia from 1992 to 1999 are shown in Table 44. In total, ten specimens were seized. All were reported by other countries. The majority of the specimens were live amphibians imported by Latvia.

Latvia was not mentioned at all in the TIGERS Database or in Doc. 10.28 (June 1997).

Table 44.
Seizures of CITES specimens made in relation to trade by Latvia in 1992-1999.

Year	App	Taxon	Species	CI	CE	CO	Quantity	Unit	Term	P	S	R
Reported by XX - import by LV												
1998	2	<i>Ara ararauna</i>	birds	LV	RU	RU	1		LIV	P	I	ER
1998	2	<i>Dendrobates auratus</i>	amphibians	LV	NL	XX	7		LIV	Z	I	ER
Reported by XX - export by LV												
1999	1	<i>Crocodylus acutus</i>	reptiles	ES	LV		1		BOD		I	IR
Reported by XX and LV - re-export by LV												
1998	2	<i>Cercocebus agilis</i>	mammals	NL	LV	XX	1		LIV	Z	I	IR/ER

Codes: Annex II. Source: CITES annual reports (comparative tabulations) compiled by UNEP-WCMC, 2001.

Lithuania

Country Profile

In 2000, the number of inhabitants in Lithuania was estimated to be more than 3.5 million, while the population growth rate was calculated to be -0.29% (Anon., 2002g). The capital is Vilnius and the government type is a parliamentary democracy. The country consists of 65,200 km² area of which 100% is land. In total, there is 1,273 km of land boundaries with the following countries: Belarus, Latvia, Poland and Russia. Further, it has 99 km coastline (Anon., 2002g).

CITES Implementation

Lithuania has only recently acceded to the Convention and will be an official Party starting on 9 March 2002. The following legislation deals with the Convention in the country:

- Law on Wildlife
- Law on the Protected Fauna, Flora and Fungi Species and Communities
- Rules on Trade in Wild Animals

- Administrative Code

The Law on Wildlife and the Law on the Protected Fauna, Flora and Fungi Species and Communities only give rules for the protection of wild animals and plants in Lithuania but do not lay down any rules on permits and certificates for the international trade in endangered species. According to personal comments from the Lithuanian Management Authority, the trade in protected animals, their parts and products according to Rules on Trade in Wild Animals is permitted to juridical persons who are involved in the protection and breeding of these animals and who have permission of a certain form for doing this. Further, they mention that in accordance with the Administrative Code, violations of rules on possession and export can be punished with a fine of maximum 55 Euro for citizens and 137 Euro for officials.

CITES Administration and Enforcement

Administration: In 2001, two persons were working as the Management Authority (the Ministry of Environment) for a total of four hours per week. Two institutes were appointed as the Scientific Authority (Institute of Botany and Institute of Ecology). On average, from 1995 to 2000, eight import permits, six export permits and seven re-export certificates were issued per year. The permits are said to be issued for circuses, zoos, for commercial purposes (mainly reptiles and parrots) and for hunting trophies. The illegal trade is said to consist of caviar re-exports from Russia to Western Europe (in some cases applicants could not provide needed documents, in other cases submitted falsified Russian CITES permits) and of import or export of animals (there are just some doubts about the origin of some animals, mainly reptiles) (S. Paltanavicius, *in litt.*, June 2001).

Enforcement: There have been no convictions in the country related to CITES offences.

Practical Assistance: There have been no training sessions in the country on enforcement of wildlife laws recently, nor are there plans to organise this in the near future. Further, no additional resources (e.g. personnel or equipment) have been made available for wildlife trade controls recently and nor are there plans to do this in the near future.

Education: There have been no attempts to increase the public awareness about CITES trade controls recently and nor are there plans to do this in the near future.

International Co-operation: Lithuania participates as observer country in DANCEE (Danish Co-operation for Environment in Eastern Europe) and the project "Implementation of CITES and related EU legislation" has been running (from October 2000 to October 2002). Within the framework of this project, several specialists and officers from implementing institutions took part in two seminars.

Problems and Need for Assistance: The main problems are the lack of financial resources and of equipment for animal labelling and for premises for confiscated animals. The Ministry of Environment already issues CITES permits in accordance with the CITES requirements and these permits are required at the Customs on the state border. Assistance is required to prepare special literature on CITES species and the Annexes, to create a database on CITES species, to organise training courses for Customs on how to use identification manuals, to create and implement an animal labelling system and to arrange premises suitable for animal keeping on border crossing points. Institutions like Police, State Environmental Inspection and State Veterinary Service are not well informed about CITES and EU Regulations. This should be improved.

Outline of Legal Wildlife Trade

From 1992 to 1999, Lithuania submitted no CITES annual reports (Annex III). This means that the following data cover only 'incomplete' years, when the data were only reported by other countries that submitted an annual report and that were involved in trade with Lithuania, but not by Lithuania itself.

Overview: Lithuania had a small market concerning trade in CITES-listed species. From 1992 to 1999, a total number of 3,963 specimens were reported in trade with Lithuania (Table 45). The import accounted for 75% of these specimens, the direct export for 1%, the re-export for 24% and the origin in Lithuania (minus the direct

Focus on EU Enlargement and Wildlife Trade: Review of CITES Implementation in Candidate Countries

export) for < 1%. These figures concern gross trade data, which means that the same specimens can be involved several times, e.g. when they are imported and re-exported by Lithuania. In addition, they cover small specimens, such as seeds and watchstraps, and only concern specimens reported in numbers, thus excluding specimens reported in other units, such as kilogrammes or pairs. As for the specimens reported in other units, there were no categories that showed large amounts in trade.

Table 45.

CITES specimens reported in numbers and traded by Lithuania in 1992-1999.

Species	Import	% live	Export	% live	Re-export	% live	Origin*	% live	Total
Birds	420	100	3	100	5	100	1	100	429
Fish					933	0			933
Mammals	2,432	5	25	52	19	95			2,476
Reptiles	120	7			5	100			125
Total	2,972	19	28	57	962	3	1	100	3,963

Source: CITES annual reports (comp. tabulations) compiled by UNEP-WCMC, 2001.

* Origin in a candidate country, but re-export by another country (origin minus direct export).

Countries: The main countries of origin for the specimens imported by Lithuania were Argentina, the Czech Republic and Canada, together accounting for 89% (Table 46). The specimens imported from Argentina were all mammal specimens from the genus *Pseudalopex* spp. The specimens imported from the Czech Republic were mainly live birds (89%), the majority of which concerned *Agapornis personatus*, while the specimens imported from Canada were all mammal skins from the species *Lontra canadensis*.

Table 46.

Top ten countries of origin for CITES specimens reported in numbers and imported by Lithuania, directly or indirectly through a re-exporting country, in 1992-1999.

Country	Specimens	% of total	Taxa	Wild source
Top ten				
1. Argentina	2,045	68.81%	2	100%
2. Czech Republic	387	13.02%	25	0%
3. Canada	218	7.34%	1	0%
4. Malaysia	87	2.93%	2	100%
5. Russia	50	1.68%	11	6%
6. USA	39	1.31%	3	87%
7. Estonia	31	1.04%	8	13%
8. Germany	30	1.01%	8	0%
9. Indonesia	23	0.77%	5	100%
10. Poland	14	0.47%	4	7%
Remaining countries				
EU Member States	3	0.10%	2	0%
Candidate Countries	6	0.20%	4	17%
Other countries	39	1.31%	11	62%
Total	2,972	100%	65	82%

Source: CITES annual reports (comparative tabulations) compiled by UNEP-WCMC, 2001.

The main countries of destination for the specimens exported by Lithuania were Sweden and Germany, together accounting for 43% (Table 47). The specimens imported by these two countries were all mammal specimens. Sweden imported eight specimens of the species *Lutra lutra*, while Germany imported two live Appendix I *Panthera pardus* and one skin and one skull from *Canis lupus*.

Table 47.

Top two destinations for CITES specimens reported in numbers and exported directly by Lithuania in 1992-1999.

Country	Specimens	% of total	Taxa	Wild source
Top two				
1. Sweden	8	28.57%	1	100%
2. Germany	4	14.29%	2	50%
Remaining countries				
EU Member States	5	17.86%	4	0%
Candidate Countries	10	35.71%	4	20%
Other countries	1	3.57%	1	100%
Total	28	100%	11	46%

Source: CITES annual reports (comparative tabulations) compiled by UNEP-WCMC, 2001.

The main countries of origin for the specimens re-exported by Lithuania were unknown countries, accounting for 97%, while the main country of import for the specimens re-exported by Lithuania was the USA, accounting for 97% (Table 48). This concerned mainly fish eggs (> 99%) from *Acipenser gueldenstaedtii*.

Table 48.

Top three countries of origin and top two destinations for CITES specimens reported in numbers and re-exported by Lithuania in 1992-1999.

Country	Specimens	% of total	Taxa	Wild source
Top three origin				
1. Unknown	933	96.99%	1	0%
2. Czech Republic	22	2.29%	6	0%
3. Kazakhstan	3	0.31%	3	100%
Remaining countries				
Other countries	4	0.42%	4	0
Total	962	100%	12	0%
Top two destinations				
1. USA	934	97.09%	2	0%
2. Czech Republic	28	2.91%	10	11%
Total	962	100%	12	0%

Source: CITES annual reports (comparative tabulations) compiled by UNEP-WCMC, 2001.

Specimens taken from the wild: Overall, only one category has been identified to involve many specimens taken from the wild, above a level chosen to be 1,500 specimens. This was the import of other mammal specimens (excluding live specimens) and will be discussed in more detail below.

Import of mammals (other): In total, 2,300 mammal specimens (excluding live specimens) taken from the wild were imported by Lithuania from 1992 to 1999. These consisted of garments, skins, skin pieces, skulls and trophies and were taken from 7 taxa. The majority (99%) consisted of skins, which were taken mainly from *Pseudalopex griseus* with origin in Argentina (89%) and from *Lontra canadensis* with origin in Canada (10%) (see Table 49).

Table 49.

Mammal skins with wild origin from CITES-listed species and imported by Lithuania in 1992-1999.

Taxa	Quantity	Term	Origin	Re-export	Import
<i>Pseudalopex griseus</i>	2,030	skins	AR	DE	LT
<i>Lontra canadensis</i>	218	skins	CA	US	LT
<i>Lontra canadensis</i>	32	skins	US	US	LT
<i>Lynx rufus</i>	2	skins	US	US	LT
<i>Pseudalopex culpaeus</i>	1	skins	AR	AR	LT

Codes: Annex II. Source: CITES annual reports (comparative tabulations) compiled by UNEP-WCMC, 2001.

Illegal trade and Infractions

The seizures made in relation to trade by Lithuania from 1992 to 1999 are shown in Table 50. In total, 934 specimens were seized. All were reported by other countries.

Table 50.

Seizures of CITES specimens made in relation to trade by Lithuania in 1992-1999.

Year	App	Taxon	Species	CI	CE	CO	Quantity	Unit	Term	P	S	R
Reported by XX - export by LT												
1998	2	<i>Moschus</i> spp.	mammals	GB	LT		1		DER		I	IR
Reported by XX - re-export by LT												
1998	2	<i>Acipenser gueldenstaedtii</i>	fish	US	LT	XX	933		EGG	T	I	IR

Codes: Annex II. Source: CITES annual reports (comparative tabulations) compiled by UNEP-WCMC, 2001.

Lithuania was not mentioned at all in the TIGERS Database or in Doc. 10.28 (June 1997).

Malta

Country Profile

In 2000, the number of inhabitants in Malta was estimated to be almost 400,000, while the population growth rate was calculated to be 0.74% (Anon., 2002h). The capital is Valletta and the government type is a parliamentary democracy. The country consists of 316 km² area of which 100% is land. It is an island located in the Mediterranean Sea, south of Italy, and the total coastline is 140 km (Anon., 2002h).

CITES Implementation

Malta is a Party to CITES since 16 July 1989. The following legislation deals with the Convention in the country:

- Trade in Species of Fauna and Flora Regulations (Legal Notice 19 of 1992)
- Flora and Fauna Protection Regulations (Legal Notice 49 of 1993)
- Reptiles (Protection) Regulations (Legal Notice 76 of 1992)
- Marine Mammals (Protection) Regulations of 1992
- Protection of Birds and Wild Rabbit Regulations (Legal Notice 146 of 1993)

The Trade in Species of Fauna and Flora Regulations cover all CITES species and their parts and derivatives. There are no provisions dealing with transit. Specimens can be confiscated and the punishments for illegal

Focus on EU Enlargement and Wildlife Trade: Review of CITES Implementation in Candidate Countries

possession and/or trade can be a fine between 497 and 4,967 Euro or prison sentence between one month and two years. The other regulations lay down additional provisions for specific groups of species and also include penalties for illegal possession and trade.

CITES Administration and Enforcement

Administration: In 2001, four persons were working as the Management Authority (Environment Protection Department), while two experts were working as the Scientific Authority (University of Malta, Department of Biology). From 1992 to 2000, the numbers of CITES permits issued showed a composition as follows (Table 51).

Table 51.
CITES permits and certificates issued by Malta from 1992 to 2000.

Year	Import Permit	Export Permit	Re-export certificate	Total
1992		2	10	12
1993		3	19	22
1994		3	9	12
1995		30	33	63
1996	2	80	45	127
1997		131	37	168
1998		159	4	163
1999		86	12	98
2000		57	3	60
Total	2	551	172	725
Mean per year	0	61	19	81

Source: Management Authority of Malta, 2001.

The legal trade is said to consist of the import of Psittaciformes spp. and Passeriformes spp. by pet shops, the import of bird skins as hunting trophies, the import of artificially propagated plants by garden shops and nurseries and the import of reptiles by individuals, not for commercial purposes. The illegal trade is said to consist of the import of skins of CITES listed birds to be used in taxidermy. Most of these specimens are smuggled from African countries, mainly Egypt, Libya and Yemen. Further, there is illegal import of medicines made from tiger and musk by post (C. Muscat, *in litt.* August 2001).

Enforcement: There have been 44 cases of illegal trade from 1993 to 2001 (Table 52, on following page). Some cases were still in *sub judice* (27%), others ended with an acquisition (14%), with a fine (20%) or with jail sentence (39%). In one case, in 1993, the offender also got a suspension from obtaining import licenses for one year. In about half of the cases (52%), the specimens were confiscated. These specimens concerned mainly reptiles and birds. In some cases (41%), the persons involved were declared as prohibited immigrants and deportation orders were issued against them.

Practical Support: The Management Authority has conducted a series of seminars on CITES awareness, targeted to Custom officials. No additional resources (e.g. personnel or equipment) have been made available for wildlife trade controls recently and nor are there plans to do this in the near future.

Education: The Environment Protection Department has published articles in the local newspaper regarding CITES Awareness. Further, it disseminated information on the timber listed in CITES to all the importers of timber and parts and derivatives thereof. It also disseminated information on CITES listed flora to all importers of plants. There is a plan to produce an educational brochure about CITES to be distributed at airports and seaports and there is a plan to distribute information on alternative medicine.

Table 52.
Punishments for CITES infringements in Malta from 1993 to 2001.

Punishment	1993	1994	1995	1996	1997	1998	1999	2000	2001	Total
No. of cases	1	2	4	10	2	8	6	4	7	44
No. of cases in <i>sub judice</i>					1	4		2	5	12
No. of acquittions			3	3						6
No. of fines	1	2		5	1					9
Total value of fines (EUR)	742	990		3,217	495					5,444
No. of imprisonments			1	2		4	6	2	2	17
Time of imprisonment (months)			18	18		20	48	9	9	122
No. deportation orders		2	1	2		3	6	2	2	18
No. of confiscations	1		4	5	1	3	6	2	1	23
No. of confiscated specimens										
Birds	5		27	53						85
Mammals				1						1
Reptiles			26	22	37	87	96	21	2	291

Source: Management Authority of Malta, 2001.

International Co-operation: The country has not initiated or participated in any international co-operation activities with the purpose to improve the implementation and enforcement of CITES recently, nor are there plans to do so in the near future.

Problems and Need for Assistance: The problems in the country include the need for stronger Court actions, the lack of awareness on the importance of CITES under important entities, such as Court Magistrates, which is reflected in the Court sentences, the lack of human resources for enforcement of the national wildlife legislation and the lack of scientific techniques, such as genetic fingerprinting. Further, there is a need for more financial resources, a better library with books and identification guides and better electronic communication and better general co-ordination. There is a lack of executive powers for the Environment Inspectors and problems related to invalid CITES documents, issued by a competent Management Authority, but not containing all the required information or including irregularities and accompanying consignments imported into Malta. Presently, the Department is co-operating with important entities, including Airport Security, Customs and Police, to tackle the problem of smuggling of CITES listed bird skins to be used in taxidermy. Mounted specimens of extremely rare species are very expensive. The Environment Protection Department is continuing to conduct important seminars to other entities related with enforcement, such as Customs. Assistance is required to raise the public awareness, to increase the knowledge and availability of important techniques to enforce the CITES provisions, such as genetic fingerprinting and X-ray machines, and to organise CITES awareness seminars to persons responsible to issue Court sentences.

Outline of legal wildlife trade

From 1992 to 1999, Malta submitted CITES annual reports for the years from 1992 to 1998 (Annex III). This means that the following data cover seven 'complete' years and one 'incomplete' year, when the data were only reported by other countries that submitted an annual report and that were involved in trade with Malta, but not by Malta itself.

Overview: Malta had quite a large market concerning trade in CITES-listed species. From 1992 to 1999, a total number of 276,956 specimens were reported in trade with Malta (Table 53). The import accounted for 51% of these specimens, the direct export for 46%, the re-export for 3% and the origin in Malta (minus the direct export) for < 1%. These figures concern gross trade data, which means that the same specimens can be involved several times, e.g. when they are imported and re-exported by Malta. In addition, they cover small specimens, such as seeds and watchstraps, and only concern specimens reported in numbers, thus excluding specimens reported in

Focus on EU Enlargement and Wildlife Trade: Review of CITES Implementation in Candidate Countries

other units, such as kilogrammes or pairs. As for the specimens reported in other units, there were no categories that showed large amounts in trade.

Table 53.
CITES specimens reported in numbers and traded by Malta in 1992-1999.

Species	Import	% live	Export	% live	Re-export	% live	Origin*	% live	Total
Birds	84,549	97	68	100	40	100	324	100	84,981
Invertebrates	750	0	8	0					758
Mammals	2,191	4	13	85	1,095	7	20	100	3,319
Plants	50,901	7	127,919	8	6,717	0	11	100	185,548
Reptiles	1,992	78	28	100	330	86			2,350
Total	140,383	62	128,036	8	8,182	5	355	100	276,956

Source: CITES annual reports (comp. tabulations) compiled by UNEP-WCMC, 2001.

* Origin in a candidate country, but re-export by another country (origin minus direct export).

Among the Candidate Countries, Malta was the largest importer of live birds with wild origin (see Annex IV).

Countries: The main countries of origin for the specimens imported by Malta were Senegal and the USA, together accounting for 74% (Table 54). The specimens imported from Senegal were all live birds, the majority of which came from Appendix III *Serinus* spp. (listed by Ghana), while the specimens imported from the USA were mainly plant seeds (99%), the majority of which came from Appendix I *Ariocarpus* spp. Other countries that provided large amounts of plant seeds were the Czech Republic (69%), all from Appendix I/II *Pediocactus* spp. and *Sclerocactus* spp., and Germany (95%), all from Appendix I *Discocactus* spp.

Table 54.
Top ten countries of origin for CITES specimens reported in numbers and imported by Malta, directly or indirectly through a re-exporting country, in 1992-1999.

Country	Specimens	% of total	Taxa	Wild source
Top ten				
1. Senegal	65,427	46.61%	29	99%
2. USA	38,531	27.45%	134	0%
3. Czech Republic	7,077	5.04%	53	0%
4. Mali	4,647	3.31%	19	100%
5. Germany	3,694	2.63%	115	0%
6. UK	2,831	2.02%	107	15%
7. Guinea	2,577	1.84%	9	100%
8. China	2,048	1.46%	5	86%
9. Egypt	1,808	1.29%	20	94%
10. Netherlands	1,805	1.29%	43	0%
Remaining countries				
EU Member States	2,399	1.71%	98	1%
Candidate Countries	1,088	0.78%	14	97%
Other countries	6,451	4.60%	126	56%
Total	140,383	100%	525	58%

Source: CITES annual reports (comparative tabulations) compiled by UNEP-WCMC, 2001.

The main countries of destination for the specimens exported by Malta were Australia, Italy and Thailand, together accounting for 55% (Table 55). The specimens exported to Australia were all plant seeds, the majority of which came from Appendix I *Turbincarpus* spp. The specimens exported to Italy were mainly plant seeds (99%), the majority of which came from Appendix I/II *Ariocarpus* spp., *Discocactus* spp., *Turbincarpus* spp. and *Uebelmannia* spp. The specimens exported to Thailand were also mainly plant seeds (92%), the majority of

which came from Appendix I *Ariocarpus* spp. and *Turbinicarpus* spp. Overall, the exports consisted for the main part of plant seeds (92%) and the imports by all other countries and geographical regions mentioned in the table consisted for the majority of plant seeds.

Table 55.

Top ten destinations for CITES specimens reported in numbers and exported directly by Malta in 1992-1999.

Country	Specimens	% of total	Taxa	Wild source
Top ten				
1. Australia	34,510	26.95%	29	0%
2. Italy	17,912	13.99%	81	0%
3. Thailand	17,789	13.89%	56	0%
4. UK	16,101	12.58%	262	0%
5. China	13,205	10.31%	55	0%
6. USA	6,032	4.71%	44	0%
7. Germany	3,284	2.56%	23	0%
8. Japan	2,935	2.29%	22	0%
9. Israel	2,648	2.07%	32	0%
10. Canada	2,500	1.95%	4	0%
Remaining countries				
EU Member States	5,477	4.28%	72	0%
Candidate Countries	394	0.31%	17	0%
Other countries	5,247	4.10%	69	0%
Total	128,034	100%	312	0%

Source: CITES annual reports (comparative tabulations) compiled by UNEP-WCMC, 2001.

The main countries of origin for the specimens re-exported by Malta were the USA and Argentina, together accounting for 90% (Table 56). The USA was the origin mainly for plant seeds (> 99%), the majority of which came from Appendix I *Ariocarpus* spp., while Argentina was the origin mainly for mammal specimens (98%), the majority of which were bodies, garments and skins from *Pseudalopex griseus*. The main countries of import for the specimens re-exported by Malta were Italy, China and Egypt, together accounting for 52%. Italy imported mainly plant seeds (86%), the majority of which came from *Ariocarpus* spp., while China and Egypt imported all plant seeds, also mainly *Ariocarpus* spp. Other countries that imported large quantities of plant seeds were the UK (94%), Germany (32%), the remaining EU Member States (60%) and other countries (99%).

Table 56.

Top five countries of origin and destination for CITES specimens reported in numbers and re-exported by Malta in 1992-1999.

Country	Specimens	% of total	Taxa	Wild source
Top five origin				
1. USA	6,721	82.14%	20	0%
2. Argentina	682	8.34%	3	24%
3. China	342	4.18%	1	79%
4. Libyan Arab Jamahiriya	269	3.29%	2	52%
5. Sudan	30	0.37%	1	0%
Remaining countries				
EU Member States	61	0.75%	7	0%
Candidate Countries	14	0.17%	3	0%
Other countries	63	0.77%	15	59%
Total	8,182	100%	47	7%

Table continues on following page.

Table 56 continued.

Top five destinations				
1. Italy	2,070	25.30%	26	6%
2. China	1,180	14.42%	4	0%
3. Egypt	1,000	12.22%	2	0%
4. UK	968	11.83%	16	3%
5. Germany	900	11.00%	10	48%
Remaining countries				
EU Member States	1,220	14.91%	18	0%
Candidate Countries	24	0.29%	1	100%
Other countries	820	10.02%	13	0%
Total	8,182	100%	47	7%

Source: CITES annual reports (comparative tabulations) compiled by UNEP-WCMC, 2001.

Specimens taken from the wild: Overall, certain categories have been identified to involve many specimens taken from the wild. When the number of specimens taken from the wild was found to be above a certain level (chosen to be 1,500), then the category was included in Table 57. These categories will be discussed in more detail below.

Table 57.

Total and “wild” trade by Malta for selected categories of CITES specimens in 1992-1999.

Species	Specimens	Trade	Total quantity	Wild Quantity
Birds	Live	Import	82,216	75,927
Birds	Skins	Import	2,129	1,965

Source: CITES annual reports (comparative tabulations) compiled by UNEP - WCMC, 2001.

Import of birds (live): In total, 75,927 live birds taken from the wild were imported by Malta from 1992 to 1999. These birds involved 81 taxa, of which 45 from Appendix II and 36 from Appendix III. The majority of the specimens (96%) was taken from Appendix III taxa. Within this group, the majority (94%) was formed by 10 taxonomic groups (Table 58). Within this selection, most specimens had their origin in Senegal (89%), Mali (7%) and Guinea (4%). Most specimens (88%) were imported directly from country of origin, while the rest (12%) was imported through a re-exporting country. These re-exporting countries were Belgium (59%), The Netherlands (13%), Germany (10%), France (9%), UK (9%) and Denmark (1%). Malta’s global role in the import of live and wild *Serinus* spp. seemed to be rather limited. In 1999 alone, the reported world imports of wild specimens from this genus totalled 235,617, of which 5% was exported by Malta.

Table 58.

Major taxonomic groups of live and wild CITES Appendix III birds imported by Malta in 1992-1999.

Taxonomic group	Quantity	Origin	Listed by
<i>Serinus</i> spp.	46,365	*99% AF	Ghana
<i>Euplectes</i> spp.	4,532	100% AF	Ghana
<i>Vidua</i> spp.	3,530	100% AF	Ghana
<i>Estrilda</i> spp.	3,100	100% AF	Ghana
<i>Amadina</i> spp.	2,190	**98% AF	Ghana
<i>Uraeginthus</i> spp.	2,106	100% AF	Ghana
<i>Lonchura</i> spp.	2,090	100% AF	Ghana
<i>Psittacula</i> spp.	1,600	100% AF	Ghana
<i>Amandava</i> spp.	1,550	100% AF	Ghana
<i>Lagonostica</i> spp.	1,280	100% AF	Ghana

Codes: Annex II. Source: CITES annual reports (comp. tabulations) compiled by UNEP-WCMC, 2001.

* One percent had false reported origin in Malta. ** Two percent had false reported origin in Malta.

Import of birds (skins): In total, 1,965 bird skins taken from the wild were imported by Malta from 1992 to 1999. These involved 12 taxa, but the majority (81%) involved only 1 taxonomic group: Appendix III *Anas* spp. (listed by Ghana) with origin in Egypt (85%), UK (15%) and Denmark (< 1%). The specimens from this selection were all imported directly from country of origin.

Illegal Trade and Infractions

Some information on illegal trade was already provided under “CITES Administration and Enforcement”. The reporting of the seizures made in relation to trade by Malta from 1992 to 1999 is shown in Table 59. The majority was reported and also imported by Malta. In addition to the specimens in the table, there were also some seizures of specimens reported in units other than number: in 1995, 5 kilogrammes (RMT-iMT) and, in 1997, 2 bags (RXX-eMT).

Table 59.
Reporting of seizures of CITES specimens made in relation to trade by Malta in 1992-1999.

Situation	1992	1993	1994	1995	1996	1997	1998	Total
RMT-iMT	97	95	108	376	112	766	305	1,859
RMT-rMT						40		40
RXX-eMT		1				4	7	12
RXX-rMT				1				1
Total	97	96	108	377	112	810	312	1,912

Codes: Annex II. Source: CITES annual reports (comp. tabulations) compiled by UNEP-WCMC, 2001.

The species involved in the seizures made in relation to trade by Malta from 1992 to 1999 are shown in Table 60. The majority of the specimens were obviously reptiles, followed by plants and birds. As for the specimens reported in units other than number, 2 bags were plants and 5 kilogrammes were reptiles.

Table 60.
Species groups involved in seizures of CITES specimens made in relation to trade by Malta in 1992-1999.

Species	Specimens	Taxa
Birds	123	25
Invertebrates	9	2
Mammals	5	3
Plants	303	5
Reptiles	1,472	12
Total	1,912	47

Source: CITES annual reports (comparative tabulations) compiled by UNEP-WCMC, 2001.

The top five of regions involved in the seizures made in relation to trade by Malta from 1992 to 1999 are shown in Table 61 (on the following page). The top three concerned imports by Malta directly from Asia, the EU and Africa. As for the specimens reported in units other than number, the 5 kilogrammes of reptiles had their origin in Africa, were re-exported from the EU to Malta, while the 2 bags of plants were exported by Malta to the EU.

In the TIGERS Database, Malta was mentioned in relation to nine cases, while in Doc. 10.28 (June 1997), Malta was mentioned in relation to five infractions.

Table 61.

Top five countries involved in seizures of CITES specimens made in relation to trade by Malta in 1992-1999.

Top five	Import	Export	Origin	Quantity
1	MT	AS	AS	1326
2	MT	EU	EU	315
3	MT	AF	AF	111
4	MT	AS	XX	76
5	EU	MT	AS	40
Other	XX	XX	XX	44
Total				1,912

Codes: Annex II. Source: CITES annual reports (comp. tabulations) compiled by UNEP-WCMC, 2001.

Poland

Country Profile

In 2000, the number of inhabitants in Poland was estimated to be almost 39 million, while the population growth rate was calculated to be -0.04% (Anon., 2002i). The capital is Warsaw and the government type is a republic. The country consists of 312,685 km² area of which 97% is land and 3% is water. In total, there is 2,888 km of land boundaries with the following countries: Belarus, Czech Republic, Germany, Lithuania, Russia, Slovakia and Ukraine. In addition, there is 491 km coastline (Anon., 2002i).

CITES Implementation

Poland is Party to CITES since 12 March 1990. The following national legislation is of relevance to CITES:

- The Nature Conservation Act (NCA) of 16 October 1991
- Regulation of the Minister of the Environment of 11 September 2001 on establishing a list of indigenous wild plants covered by a strict or partial species protection and of bans which are appropriate for those species and of exemptions of those bans
- Regulation of the Minister of the Environment of 26 September 2001 on establishing a list of indigenous species of wild animals covered by a strict or partial species protection and of bans which are appropriate for those species and of exemptions of those bans
- Ordinance of the Minister for the Environment of 27th of February 2002 on Permits for the Transportation of Certain Plants and Animals across the State Border

There have been quite some amendments to the Nature Conservation Act since 1991, the last of which entered into force on 1 October 2001. This Act prohibits the transport, beyond the state border, of plants and/or animals, parts and/or derivative products thereof, that are subject to restrictions on the ground of international agreements that the Republic of Poland is a Party to, without the permit of the minister in charge of environmental affairs. The keeping of such plants and animals, as well as the cultivation and breeding, needs to be registered following certain rules. Violation of this Act can be punished with arrest or a fine and the specimens concerned can be confiscated. The recent regulations and ordinance give more specific rules on the plant and animal species subject to regulations and on permits and certificates required for legal trade.

In accordance with the CITES Secretariat's project on national laws for implementation of the Convention (Doc. 10.31, June 1997), Poland's previous legislation was put in category 3: believed to generally not meet the requirements for CITES implementation. Amendments and additions have caused many improvements. In SC45 Doc. 11.1 (June 2001) it was stated that the Polish legislation would be accepted as category 2: believed to generally meet some or all of the requirements for implementation of CITES. As for the new ordinance, the

Focus on EU Enlargement and Wildlife Trade: Review of CITES Implementation in Candidate Countries

Secretariat has given its approval and recommended that Polish legislation be accepted as category 1: believed to generally meet all of the requirements for implementation of CITES (J. Pytkowski, *in litt.* May 2002).

CITES Administration and Enforcement

Administration: In 2001, five persons were working as the Management Authority (the Ministry of the Environment, Department of Forestry, Nature Conservation and Landscape) for a total of at least 55 hours per week, while several experts were working as the Scientific Authority (Members of the National Council for Nature Conservation or scientific experts collaborating with the Council) as appropriate on request. From 1995 to 2000, the numbers of CITES permits issued showed a composition as follows (Table 62).

The legal trade is said to consist of live animals imported to and (re-)exported from zoos, as well as parrots and reptiles imported for commercial purposes. The illegal trade is said to consist of caviar of sturgeons, imported and then re-exported from Poland, of parrots and reptiles imported for commercial purposes and of boots and other products of leather made of snake skins (particularly Pythonidae spp.) produced in Italy and then imported by Poland without any CITES documents (J. Pytkowski and M. Rudzinska-Sajdak, *in litt.* August 2001).

Table 62.
CITES permits and certificates issued by Poland from 1995 to 2000.

Year	Import Permit	Export permit	Re-export certificate	Total
1995	99	47	14	160
1996	70	38	23	131
1997	131	92	27	250
1998	124	62	61	247
1999	185	72	118	375
2000	225	88	63	376
Total	834	399	306	1,539
Mean per year	139	67	51	257

Source: Management Authority of Poland, 2001.

Enforcement: There have been no convictions in the country related to CITES offences as this was previously not possible by law. Seizures were made on the basis of general customs regulation. Details on CITES infringements detected from 1998 to 2000 are shown in Table 63. There was an obvious increase in the number of detected cases as well as in the number of (live) specimens. Reptiles were most abundant among these seizures.

Table 63.
Details on the CITES infringements detected from 1998 to 2000.

Category	1998	1999	2000
# of seizures	16	54	107
# of specimens	256	527	1,706
# of live animals	64	305	1,172
% birds	0.78	1.52	3.93
% invertebrates	0.39	0.76	4.98
% mammals	*0.39	28.65	1.41
% plants			0.82
% reptiles	*28.91	69.07	88.86
% unclear	*69.53		
# of specimens in units		71.131 kg caviar	606.6 kg caviar

Source: Management Authority of Poland, 2001.

*178 specimens were small leather products of reptile and mammal skin, but the exact composition is not clear.

Practical Support: The Polish Customs organise themselves their training in CITES. From time to time the representatives of CITES MA take a part in such training as lecturers. This year or at the beginning of the next year, CITES MA of Poland is going to organise a three-days CITES seminar for border veterinary and plant health inspectors as well as for Custom Inspectorate's officers. This seminar will focus on the relations between CITES and Customs, veterinary and phytosanitary regulations binding in Poland, as well as on the presentations of CITES species that are the most often imported to or (re-)exported from Poland.

Education: The Management Authority produced the CITES poster (edition 2000) in co-operation with the Customs, the Customs prepared an exhibition of seized CITES specimens at the Warsaw-Okecie Airpost and postmarks with CITES indigenous species were produced by the Polish Post, in co-operation with the Management Authority and with permission of the CITES Secretariat, for the July 2001 edition. Further, the Management Authority maintains a website (www.mos.gov.pl/cites-ma). Additional activities are planned, especially to develop this website.

International Co-operation: The country participated in a one week training seminar at Vilm Island organised by the German Management Authority in the summer of 1998 and 2000, in a study visit to the Netherlands organised by the Management Authority of the Netherlands and financed by TAIEX in November 2000 and in CITES Seminars in Estonia and Slovakia that were held in the framework of the DANCEE project in March and April 2001.

Problems and Need for Assistance: The problems in the country are mainly related to the lack of resources, such as manuals for identifying CITES species and the Green Parrot software. There have been some activities to target the illegal trade. A special task group for CITES in the Central Board of the Customs, as well as posts of CITES co-ordinators in the regional Custom offices have been established. Work on the Polish domestic CITES regulations have been undertaken. At the moment, there is no need for assistance, but there probably will be in the future.

Outline of Legal Wildlife Trade

From 1992 to 1999, Poland submitted CITES annual reports for 1992 and for the years from 1994 to 1998 (Annex III). This means that the following data cover six 'complete' years and two 'incomplete' years, when the data were only reported by other countries that submitted an annual report and that were involved in trade with Poland, but not by Poland itself.

Overview: Poland had a large market concerning trade in CITES-listed species. From 1992 to 1999, a total number of 1,581,807 specimens were reported in trade with Poland (Table 64). The import accounted for 39% of these specimens, the direct export for 58%, the re-export for 2% and the origin in Poland (minus the direct export) for 0%. These figures concern gross trade data, which means that the same specimens can be involved several times, e.g. when they are imported and re-exported by Poland. In addition, they cover small specimens, such as seeds and watchstraps, and only concern specimens reported in numbers, thus excluding specimens reported in other units, such as kilogrammes or pairs. As for the specimens reported in other units, there were some categories that showed large amounts in trade: 10,707.91 kilogrammes of fish specimens were re-exported and 27,953.463 kilogrammes and 12,513 kilogrammes of plant specimens were imported and re-exported respectively.

Among the Candidate Countries, Poland was the largest importer of live plants, the largest exporter of live fish, the second largest re-exporter of mammal specimens (other than live) with wild origin (after Hungary) and of kilogrammes of sturgeon eggs (after Turkey) (see Annex IV).

Table 64.
CITES specimens reported in numbers and traded by Poland in 1992-1999.

Species	Import	% live	Export	% live	Re-export	% live	Origin*	% live	Total
Amphibians	79	100							79
Birds	3,224	99	226	78	511	93	16	100	3,977
Fish	3,210	100	236,000	100					239,210
Invertebrates	44,254	1	20	100	3	0			44,277
Mammals	20,680	7	350	94	18,863	2	20	100	39,913
Plants	538,700	99	682,208	100	15,610	100	3,005	100	1,239,523
Reptiles	13,619	47	808	100	374	98	27	89	14,828
Total	623,766	87	919,612	100	35,361	48	3,068	100	1,581,807

Source: CITES annual reports (comp. tabulations) compiled by UNEP-WCMC, 2001.

* Origin in a candidate country, but re-export by another country (origin minus direct export).

Countries: The main countries of origin for the specimens imported by Poland were the Netherlands and Turkey, together accounting for 71% (Table 65). The specimens imported from the Netherlands were mainly live plants (> 99%), the majority of which came from *Cactaceae* spp., *Cyclamen* spp., *Euphorbia* spp., *Galanthus* spp., *Hatiora* spp. and *Paphiopedilum* spp. The specimens imported from Turkey were all live plants from the genera *Cyclamen* spp., *Galanthus* spp. and *Sternbergia* spp.

Table 65.
Top ten countries of origin for CITES specimens reported in numbers and imported by Poland, directly or indirectly through a re-exporting country, in 1992-1999.

Country	Specimens	% of total	Taxa	Wild source
Top ten				
1. Netherlands	378,848	60.74%	103	0%
2. Turkey	66,251	10.62%	9	100%
3. Denmark	46,732	7.49%	32	0%
4. France	32,066	5.14%	19	0%
5. Haiti	28,600	4.59%	1	55%
6. Argentina	17,104	2.74%	6	97%
7. Viet Nam	13,102	2.10%	6	100%
8. USA	11,552	1.85%	98	4%
9. Spain	3,515	0.56%	23	0%
10. Colombia	2,689	0.43%	2	9%
Remaining countries				
EU Member States	4,628	0.74%	25	4%
Candidate Countries	891	0.14%	110	5%
Other countries	18,679	2.99%	338	58%
Total	623,766	100%	692	20%

Source: CITES annual reports (comparative tabulations) compiled by UNEP-WCMC, 2001.

The main countries of destination for the specimens exported by Poland were Denmark and Germany, together accounting for 91% (Table 66). The specimens exported to Denmark were mainly live plants (> 99%) from the species *Hatiora gaertneri* and the genus *Phalaenopsis* spp., while the specimens exported to Germany were mainly live fish (> 99%), all from *Acipenser* spp.

Table 66.

Top ten destinations for CITES specimens reported in numbers and exported directly by Poland in 1992-1999.

Country	Specimens	% of total	Taxa	Wild source
Top ten				
1. Denmark	603,070	65.58%	7	0%
2. Germany	237,062	25.78%	60	0%
3. Austria	57,745	6.28%	36	0%
4. Netherlands	19,665	2.14%	26	0%
5. Sweden	1,328	0.14%	7	0%
6. Czech Republic	224	0.02%	28	0%
7. UK	147	0.02%	28	10%
8. USA	102	0.01%	28	1%
9. France	63	0.01%	16	0%
10. Slovakia	34	0.00%	6	15%
Remaining countries				
EU Member States	57	0.01%	23	21%
Candidate Countries	45	0.00%	21	18%
Other countries	70	0.01%	27	24%
Total	919,612	100%	171	0%

Source: CITES annual reports (comparative tabulations) compiled by UNEP-WCMC, 2001.

The main countries of origin for the specimens re-exported by Poland were Argentina, Thailand and the Netherlands, together accounting for 91% (Table 67). Argentina was the origin mainly for mammal skins and plates (> 99%), all from *Pseudalopex griseus*, Thailand was the origin for live plants, all from *Paphiopedilum* spp., and the Netherlands was the origin mainly for live plants (> 99%), all from *Cereus* spp, *Mammillaria* spp. and *Opuntia* spp. The main countries of import for the specimens re-exported by Poland were Greece, the Netherlands and Germany, together accounting for 81%. Greece imported all mammal plates and skins from *Pseudalopex griseus* and *Lynx rufus*, the Netherlands imported mainly live plants (> 99%), all from *Paphiopedilum* spp., while Germany imported mainly mammal skins (77%), all from *Pseudalopex griseus*.

Table 67.

Top five countries of origin and destination for CITES specimens reported in numbers and re-exported by Poland in 1992-1999.

Country	Specimens	% of total	Taxa	Wild source
Top five origin				
1. Argentina	16,709	47.25%	5	72%
2. Thailand	10,000	28.28%	1	0%
3. Netherlands	5,621	15.90%	10	0%
4. China	795	2.25%	2	22%
5. Myanmar	628	1.78%	1	100%
Remaining countries				
EU Member States	75	0.21%	29	11%
Candidate Countries	242	0.68%	37	2%
Other countries	1,291	3.65%	75	51%
Total	35,361	100%	138	38%

Table continues on following page.

Table 67 continued.

Top five destinations				
1. Greece	10,080	28.51%	2	53%
2. Netherlands	10,023	28.34%	9	0%
3. Germany	8,673	24.53%	20	79%
4. Austria	4,507	12.75%	20	0%
5. Denmark	657	1.86%	7	97%
Remaining countries				
EU Member States	699	1.98%	33	42%
Candidate Countries	427	1.21%	49	19%
Other countries	295	0.83%	51	66%
Total	35,361	100%	138	38%

Source: CITES annual reports (comparative tabulations) compiled by UNEP-WCMC, 2001.

Specimens taken from the wild: Overall, certain categories have been identified to involve many specimens taken from the wild. When the number of specimens taken from the wild was found to be above a certain level (chosen to be 1,500), then the category was included in Table 68. Six categories are in bold font in the table. These categories have a quantity of specimens taken from the wild above 10,000 and will be discussed in more detail below.

Table 68.

Total and “wild” trade by Poland for selected categories of CITES specimens in 1992-1999.

Species	Specimens	Trade	Total quantity	Wild Quantity
Birds	Live	Import	3,176	1,775
Fish	Eggs (in kg)	Re-export	10,707.91	4,000
Invertebrates	Corals	Import	13,153	12,985
	Shells	Import	29,204	16,186
Mammals	Other*	Import	19,188	17,972
	Other*	Re-export	18,500	13,141
Plants	Extract (in kg)	Import	27,834.01	25,834.01
	Extract (in kg)	Re-export	12,513	9,951
	Live	Import	530,801	66,551
Reptiles	Live	Import	6,442	2,136
	Other**	Import	7,177	5,041

Source: CITES annual reports (comparative tabulations) compiled by UNEP - WCMC, 2001.

* Excluding live specimens, elephant ivory and specimens reported in units other than number.

** Excluding live specimens and specimens reported in units other than number.

Import of invertebrates (corals and shells): In total, 12,985 corals and 16,186 shells taken from the wild were imported by Poland from 1992 to 1999. The corals were taken from three different taxa: *Heliopora coerulea* from Viet Nam (10%), *Pocillopora eydouxi* from Viet Nam (89%) and *Scleractinia* spp. from Indonesia (1%). An additional 59 kilogrammes of corals taken from the wild were reported as imports by Poland. These were taken from two taxa: *Acropora* spp. (59%) and *Pavona* spp. (41%), all with origin in Taiwan and imported from Germany.

The shells were taken from two taxa: *Tridacna crocea* (4%) and *Strombus gigas* (96%). The *Tridacna crocea* all had their origin in the Philippines and were imported from Germany, while the *Strombus gigas* had their origin in Cuba and were imported from Cuba (< 1%), had their origin in Haiti and were imported from Haiti (96%) or had their origin in Haiti and were imported from the Netherlands (4%).

Import and re-export of mammals (other): In total, 17,972 mammal specimens (excluding live specimens, elephant ivory and specimens reported in units other than number) taken from the wild were imported by Poland from 1992 to 1999. These consisted of bones, carvings, feet, garments, hair, horns, ivory carvings, leather pieces, plates, shoes, skins, skin pieces, skulls, specimens, trophies and tusks. However, the majority (91%) was formed by skins from *Pseudalopex griseus* with origin in Argentina and imported either from Argentina (61%) or from Germany (39%), all in 1996.

In total, 13,141 mammal specimens (excluding live specimens and elephant ivory) taken from the wild were re-exported by Poland from 1992 to 1999. These consisted of bodies, plates, skins and trophies. However, the majority (again 91%) was formed by skins from *Pseudalopex griseus* with origin in Argentina and re-exported to Germany (56%), Greece (42%) and Italy (2%) in 1995, 1996, 1997 and 1999.

Import of plants (extracts in kg and live): In total, 25,834.01 kilogrammes of plant extracts taken from the wild were imported by Poland from 1992 to 1999. These were obtained from two taxa: *Prunus africana* with origin in Madagascar and imported from France (< 1%) and *Aloe ferox* with origin in South Africa and imported from Germany (< 99%). However, 9,951 kilogrammes of plant extracts from *Aloe ferox* with origin in South Africa were again re-exported to Germany (94%) and the Republic of Korea (6%)

In total, 66,551 live plants taken from the wild were imported by Poland in 1992 to 1999. These plants belonged to 28 different taxa. However, almost 100% was formed by just three taxonomic groups: *Galanthus* spp. (69%), *Cyclamen* spp. (25%) and *Sternbergia* spp. (6%), all with origin in Turkey and imported from the Netherlands (except for 195 *Cyclamen* spp. with false reported origin in the Netherlands).

Illegal Trade and Infractions

Some information on illegal trade was already provided under “CITES Administration and Enforcement”. The reporting of the seizures made in relation to trade by Poland from 1992 to 1999 is shown in Table 69. The majority was reported by other countries and either imported, exported or re-exported by Poland. Especially in 1998, lots of seizures were made. In addition to the specimens in the table, there was also one seizure of specimens reported in units other than number: in 1998, 1,132.9 kilogrammes (RXX-rPL).

Table 69.
Reporting of seizures of CITES specimens made in relation to trade by Poland in 1992-1999.

Situation	1992	1993	1994	1995	1996	1997	1998	1999	Total
RPL-iPL			1				1		2
RXX-iPL		9			3	4	3	161	180
RXX-ePL		9	4	1	4	6	111		135
RXX-rPL	3	2	3	11	5	4	122	5	155
RXX&PL-iPL							52		52
Total	3	20	8	12	12	14	289	166	524

Codes: Annex II. Source: CITES annual reports (comparative tabulations) compiled by UNEP-WCMC, 2001.

The species involved in the seizures made in relation to trade by Poland from 1992 to 1999 are shown in Table 70 (on the following page). The majority of the specimens were obviously reptiles, followed by plants. As for the specimens reported in units other than number, 1,132.9 kilogrammes were fish eggs.

The top five of regions involved in the seizures made in relation to trade by Poland from 1992 to 1999 are shown in Table 71 (on the following page). Poland was not consistently an importing country, but also a re-exporting and an exporting country.

In the TIGERS Database, Poland was mentioned in relation to 119 cases, while in Doc. 10.28 (June 1997), Poland was mentioned in relation to seven infractions.

Table 70.

Species groups involved in seizures of CITES specimens made in relation to trade by Poland in 1992-1999.

Species	Specimens	Taxa
Amphibians	4	1
Birds	46	20
Mammals	15	9
Plants	115	3
Reptiles	344	21
Total	524	54

Source: CITES annual reports (comparative tabulations) compiled by UNEP-WCMC, 2001.

Table 71.

Top five countries involved in seizures of CITES specimens made in relation to trade by Poland in 1992-1999.

Top ten	Import	Export	Origin	Quantity
1	PL	EU	AF	131
2	CC	PL	XX	128
3	EU	PL	PL	111
4	PL	EU	XX	97
5	UC	PL	PL	24
Other	XX	XX	XX	33
Total				524

Codes: Annex II. Source: CITES annual reports (comp. tabulations) compiled by UNEP-WCMC, 2001.

Romania

Country Profile

In 2000, the number of inhabitants in Romania was estimated to be more than 22 million, while the population growth rate was calculated to be -0.21% (Anon., 2002j). The capital is Bucharest and the government type is a republic. The country consists of 237,500 km² area of which 97% is land and 3% is water. In total, there is 2,508 km of land boundaries with the following countries: Bulgaria, Hungary, Moldova, Serbia and Montenegro and Ukraine. Further, there is a coastline of 225 km (Anon., 2002j).

CITES Implementation

Romania is a Party to CITES since 16 November 1994. The following legislation deals with the Convention in the country:

- Law 69/1994 for ratification of the Convention
- Ministry of Waters and Environmental Protection Order No. 322/2000
- Ministry of Waters and Environmental Protection Order No. 647/2001
- Governmental Ordinance 236/2000 regarding system of protected areas, conservation of natural habitats, wild flora and fauna
- Law 137/1995 on environmental protection
- Law 103/1996 on hunting fund and protection of game

No information was obtained to verify whether all CITES-listed species are covered by these laws. Further, it is not clear whether the laws allow for confiscation of specimens. It is said that illegal CITES-related activities are

constitute offences and are punished with imprisonment, in concordance with the Law 137/1995 and Law 103/1996. Also there is in force another provision stipulating sanctions (A. Baz, *in litt.* September 2001). In accordance with the CITES Secretariat's project on national laws for implementation of the Convention (Doc. 10.31, June 1997), Romania's previous legislation was put in category 3: believed to generally not meet the requirements for CITES implementation. The new legislation still needs to be reviewed, but as was stated in SC45 Doc. 11.1 (June 2001), this legislation is now accepted to generally meet some or all of the requirements for implementation of CITES.

CITES Administration and Enforcement

Administration: In 2001, three persons were working as the Management Authority (the Ministry of Waters and Environmental Protection, Directorate of Biodiversity Protection and Conservation, Protected Areas and Natural Monuments) for a total of 90 hours per week. The Members of the Romanian Academy and the Members of Forest Research and Planning Institute were appointed as the Scientific Authority. From 1998 to 2000, the permits issued were mainly export permits, but for all permits there was some increase (Table 72).

Table 72.
CITES and other permits and certificates issued by Romania from 1998 to 2000.

Permit	1998	1999	2000
CITES Import	0	0	14
CITES Export	159	159	232
CITES Re-export	7	4	12
Other*	0	0	6

Source: Management Authority of Romania, 2001.

* For zoos and circuses.

The legal trade is said to be mainly the export of sturgeon (*Acipenser gueldenstaedtii*, *Acipenser stellatus* and *Huso huso*), bear (*Ursus arctos*), wolf (*Canis lupus*), lynx (*Lynx lynx*) and wildcat (*Felis sylvestrus*) (A. Baz, *in litt.* September 2001). There are special regulations to control the legal and illegal harvest of these species.

Enforcement: There have been no convictions in the country related to CITES offences.

Practical Support: In October 2000, a training session regarding CITES was organised for Management Authority, Scientific Authority, Customs, Police and other groups. No additional resources (e.g. personnel or equipment) have been made available for wildlife trade controls recently and nor are there plans to do this in the near future.

Education: TV and radio broadcasts have been organised and brochures and other materials have been published.

International Co-operation: From 25 to 27 September 2000, there was a TAIEX seminar regarding the implementation of legislation in wildlife protection and conservation, including CITES. The Management Authority, the Protection Environmental Agency, the Customs and scientific institutes attended to this seminar.

Problems and Need for Assistance: There is a need for elaboration at a study on regional level regarding the status of sturgeon populations so that Romania can respond correctly by establishing quotas on national territory and specific methods for control. There is a need for training of personnel, especially at the Management Authority and Customs and there is a lack of financial support for immediate translation of adopted regulations. Debates and informs have been organised for personnel in the Protection Environmental Agency. There is a need for assistance in obtaining equipment for controlling and identifying of specimens and for technical advice and training for the Customs and environmental agents.

Outline of Legal Wildlife Trade

From 1992 to 1999, Romania submitted no CITES annual reports (Annex III). This means that the following data cover zero ‘complete’ years and eight ‘incomplete’ years, when the data were only reported by other countries that submitted an annual report and that were involved in trade with Romania, but not by Romania itself.

Overview: Romania had an average market concerning trade in CITES-listed species. From 1992 to 1999, a total number of 129,897 specimens were reported in trade with Hungary (Table 73). The import accounted for 99% of these specimens, the direct export for 1%, the re-export for < 1% and the origin in Romania (minus the direct export) for < 1%. These figures concern gross trade data, which means that the same specimens can be involved several times, e.g. when they are imported and re-exported by Romania. In addition, they cover small specimens, such as seeds and watchstraps, and only concern specimens reported in numbers, thus excluding specimens reported in other units other than number, such as kilogrammes or pairs. As for the specimens reported in other units, there were some categories that showed large amounts in trade: 3,382.4 kilogrammes of fish specimens, 2,400 kilogrammes of invertebrate specimens and 7,614 kilogrammes of mammal specimens were exported.

Table 73.
CITES specimens reported in numbers and traded by Romania in 1992-1999.

Species	Import	% live	Export	% live	Re-export	% live	Origin*	% live	Total
Birds	811	100	32	31	1	100	4	75	848
Fish	126,000	100	347	0					126,347
Mammals	236	59	597	1	31	90	55	24	919
Plants	1,021	8							1,021
Reptiles	709	3	23	96	22	45	8	100	762
Total	128,777	99	999	4	54	72	67	36	129,897

Source: CITES annual reports (comp. tabulations) compiled by UNEP-WCMC, 2001.

* Origin in a candidate country, but re-export by another country (origin minus direct export).

Among the Candidate Countries, Romania was the largest importer of live fish, the second largest exporter of kilogrammes of sturgeon eggs (after Bulgaria) and the second largest country of origin for kilogrammes of sturgeon eggs that were re-exported by other countries (after Bulgaria) (see Annex IV).

Countries: The main country of origin for the specimens imported by Romania was the USA, accounting for 99% (Table 74). The specimens imported from the USA were mainly live fish (99%), all *Polydon spathula*.

Table 74.
Top ten countries of origin for CITES specimens reported in numbers and imported by Romania, directly or indirectly through a re-exporting country, in 1992-1999.

Country	Specimens	% of total	Taxa	Wild source
Top ten				
1. USA	126,954	98.58%	18	5%
2. Czech Republic	442	0.34%	18	0%
3. Indonesia	368	0.29%	13	5%
4. Colombia	286	0.22%	2	0%
5. Mali	250	0.19%	1	100%
6. Netherlands	83	0.06%	2	0%
7. Hungary	62	0.05%	10	0%
8. Zimbabwe	53	0.04%	1	19%
9. Sudan	46	0.04%	2	100%
10. Russia	42	0.03%	9	7%

Table continues on following page.

Table 74 continued.

Remaining countries				
EU Member States	23	0.02%	9	0%
Candidate Countries	4	0.00%	2	25%
Other countries	164	0.13%	27	49%
Total	128,777	100%	95	5%

Source: CITES annual reports (comparative tabulations) compiled by UNEP-WCMC, 2001.

The main country of destination for the specimens exported by Romania was the USA, accounting for 36% (Table 75). Specimens exported to the USA were mainly fish eggs (98%) from *Acipenser* spp. and *Huso huso*.

Table 75.

Top five destinations for CITES specimens reported in numbers and exported directly by Romania in 1992-1999.

Country	Specimens	% of total	Taxa	Wild source
Top five				
1. USA	355	35.54%	5	70%
2. Spain	178	17.82%	2	100%
3. Germany	152	15.22%	2	97%
4. Austria	138	13.81%	3	94%
5. Japan	63	6.31%	1	100%
Remaining countries				
EU Member States	83	8.31%	7	45%
Candidate Countries	10	1.00%	3	20%
Other countries	20	2.00%	1	100%
Total	999	100%	16	83%

Source: CITES annual reports (comparative tabulations) compiled by UNEP-WCMC, 2001.

The main countries of origin for the specimens re-exported by Romania were the Czech Republic and the USA, together accounting for 78% (Table 76).

Table 76.

Top two countries of origin and top three destinations for CITES specimens reported in numbers and re-exported by Romania in 1992-1999.

Country	Specimens	% of total	Taxa	Wild source
Top two origin				
1. Czech Republic	27	50.00%	2	0%
2. USA	15	27.78%	2	0%
Remaining countries				
EU Member States	2	3.70%	2	0%
Other countries	10	18.52%	5	0%
Total	54	100%	10	0%
Top three destinations				
1. Czech Republic	27	50.00%	2	0%
2. USA	13	24.07%	2	0%
3. France	11	20.37%	4	0%
Remaining countries				
EU Member States	2	3.70%	1	0%
Candidate Countries	1	1.85%	1	0%
Total	54	100%	10	0%

Source: CITES annual reports (comparative tabulations) compiled by UNEP-WCMC, 2001.

The Czech Republic was the origin all for live mammals of the species *Panthera leo* and *Ursus arctos*, while the USA was the origin for 12 reptile shoes from the species *Alligator mississippiensis* and three live reptiles of the species *Python molurus bivittatus*. The main countries of import for the specimens re-exported by Romania were the Czech Republic, the USA and France, together accounting for 94%. The Czech Republic imported the same live mammals as indicated above, the USA imported the same reptile shoes plus one ivory carving from Elephantidae spp., while France imported mainly live reptiles (91%), from *Python* spp. and *Boa* spp.

Specimens taken from the wild: Overall, certain categories have been identified to involve many specimens taken from the wild. When the number of specimens taken from the wild was found to be above a certain level (chosen to be 1,500), then the category was included in Table 77. These categories will be discussed in more detail below.

Table 77.

Total and “wild” trade by Romania for selected categories of CITES specimens in 1992-1999.

Species	Specimens	Trade	Total quantity	Wild Quantity
Fish	Live	Import	126,000	6,000
	Eggs (kil)	Export	3,382.4	3,324.4
Invertebrates	Bodies (in kg)	Export	2,400	2,400
Mammals	Meat (in kg)	Export	7,614	7,614

Source: CITES annual reports (comparative tabulations) compiled by UNEP - WCMC, 2001.

Import of fish (live): In total, 6,000 live fish taken from the wild were imported by Romania. All were *Polydon spathula* and were imported from the USA in 1998.

Export of fish (eggs in kg): In total, 3,324.4 kilogrammes of fish eggs taken from the wild was exported by Romania in 1998 and 1999. The following three species were involved: *Acipenser gueldenstaedtii* (29%), *Acipenser stellatus* (33%) and *Huso huso* (39%). The countries of import were Germany (76%), the USA (16%), the UK (4%), Denmark (2%), France (1%), and Greece (1%). Romania’s global role in the export of live and wild *Huso huso* eggs was, as for Bulgaria, very important. In 1999 alone, the reported exports of wild collected eggs from this species by Romania totalled 1,782 kilogrammes, which was 11% of the world’s quota for that year.

Export of invertebrates (bodies in kg): In total, 2,400 kilogrammes of invertebrate bodies taken from the wild was exported by Romania. These all concerned *Hirudo medicinalis* imported by France in 1996 and 1998.

Export of mammals (meat in kg): In total, 7,614 kilogrammes of mammal meat taken from the wild was exported by Romania. These all concerned *Ursus arctos* imported by Switzerland in 1996 and 1997.

Illegal Trade and Infractions

The seizures made in relation to trade by Romania from 1992 to 1999 are shown in Table 78. In total, eight specimens were seized. All were reported by other countries. It is obvious that the majority of the specimens were mammal specimens exported by Romania.

In the TIGERS Database, Romania was mentioned in relation to eight cases, while in Doc. 10.28 (June 1997), Romania was mentioned in relation to one infraction.

Table 78.

Seizures of CITES specimens made in relation to trade by Romania in 1992-1999.

Year	App	Taxon	Species	CI	CE	CO	Quantity	Unit	Term	P	S	R
Reported by XX - export by RO												
1997	2	<i>Caiman crocodilus</i>	reptiles	NL	RO		1		UNS		I	IR
1998	2	<i>Ursus arctos</i>	mammals	AT	RO		2		SKI		I	IR
1998	2	<i>Ursus arctos</i>	mammals	AT	RO		1		SKU		I	IR
1998	2	<i>Ursus arctos</i>	mammals	AT	RO		2		TRO		I	IR
1998	2	<i>Ursus arctos</i>	mammals	US	RO		1		TRO	P	I	IR
Reported by XX - re-export by RO												
1993	1	Elephantidae spp.	mammals	US	RO	XX	1		IVC		I	IR

Codes: Annex II. Source: CITES annual reports (comparative tabulations) compiled by UNEP-WCMC, 2001.

Slovakia

Country Profile

In 2000, the number of inhabitants in Slovakia was estimated to be almost 5.5 million, while the population growth rate was calculated to be 0.12% (Anon., 2002k). The capital is Bratislava and the government type is a parliamentary democracy. The country consists of 48,845 km² area of which > 99% is land and < 1% is water. In total, there is 1,355 km of land boundaries with the following countries: Austria, Czech Republic, Hungary, Poland and Ukraine (Anon., 2002k).

CITES Implementation

Slovakia is a Party to CITES since 28 May 1992. The text of the Convention was published in the Statue-Book (S.B.) under No. 572/1992 S.B. of 16 December 1992. The following legislation deals with the Convention in the country:

- Act No. 287 on Nature and Landscape Protection (23 August 1994)
- Order No. 93 on protected plants and protected animals and on the societal assessment of protected plants, protected animals and timber species (18 February 1999)

The Act No. 287 lays down provisions for the confiscation of illegally possessed specimens by the nature protection body or by the Customs. Further, it also provides rules for the imposition of penalties for the illegal trade in internationally protected plants and animals. Fines for natural persons can have a value up to 459 Euro and fines for legal persons and natural persons authorised for enterprenial activities can have a value up to 11,480 Euro. The rules for the international trade in CITES species are laid down in detail in the Order No. 93. Infringements against this Order can be found in the Criminal Code where it is stated that everyone who obtains, injures, kills, possesses, trades with animals and plants protected by CITES or manipulates with their marks in contradiction with the nature protection legislation and causes the damage greater than about 600 Euro can be fined or arrested up to 8 years. A new CITES implementing legislation has recently been designed and will become valid in the beginning of 2002.

In accordance with the CITES Secretariat's project on national laws for implementation of the Convention (Doc. 10.31, June 1997), Slovakia's former legislation, before the implementation of Order No. 93, was put in category 2 or 3, while the new legislation is put in category 1: believed to generally meet all the requirements for CITES implementation.

CITES Administration and Enforcement

Administration: In 2001, two persons were working as the Management Authority (the Ministry of the Environment, District of Nature and Landscape Protection) for a total of 80 hours per week, while two experts were working as the Scientific Authority (State Nature Conservancy) for a total of 85 hours per week. On average, from 1995 to 2000, 115 import permits, 64 export permits, 43 re-export certificates and 1 captive breeding certificate were issued per year. The legal trade is said to have grown three times since Slovakia became a Party to CITES (D. Kmecova, *in litt.* July 2001). The largest trade is still with the Czech Republic (because of the previous common state). The trade mainly consists of birds of prey and parrots (73%). In the last years, import of hunting trophies (especially from African states) has increased (8%). The main groups of importers and exporters are zoological gardens and falconers. There are only a few legal registered traders with CITES species in Slovakia. The illegal trade is still large in native birds of prey. Many nests are robbed each year and only two times the thieves were caught. In these cases they were foreigners, which is why it is expected that the birds are illegally exported to West Europe. Another reason is that it is impossible to legalise such birds in Slovakia because of the obligation of DNA tests. Further, there also exists illegal trade in non-native species, especially reptiles and parrots and their products. More cases are uncovered because of better information from and communication with the Customs.

Enforcement: There has been one case in which a trader was punished in relation to a CITES infringement. This concerned the illegal trade in 42 *Testudo hermanni* in 1998 for which 4 months of suspended sentence was imposed.

Practical Support: The country is involved in DANCEE (Danish Co-operation for Environment in Eastern Europe). Within the framework of this project, a study tour to Denmark was organised for the Management Authority, the Scientific Authority, the Police, the Customs and other enforcement bodies to meet with similar Danish enforcement bodies. In May 2001, there was a legal workshop that included the proposal of new CITES legislation. Other sessions are planned. A marking and legislation workshop will be held in December 2001, three training seminars will be held in June and July 2002 on the identification and registration of CITES specimens, a one week training seminar will be held in September-October 2002 on the identification of CITES specimens and various kinds of smuggling and a one week training seminar will be held for the police in 2002 on various kinds of CITES infringements, related national legislation, co-operation with Customs and other enforcement bodies and on the identification of CITES specimens. One person was hired for the Management Authority and one part-time working person was hired fulltime for the Scientific Authority. There are plans to hire additional persons in 2002: one for the Management Authority, one for the Scientific Authority and five for the Slovak Environmental Inspection body with regard to internal control. Further, there are plans to obtain a computer, notebooks, and microchip readers for the Scientific Authority, the Slovak Environmental Inspection and the Customs in the framework of the DANCEE project. The obstruction of a rescue center for confiscated live animals has started this year and is expected to be ready in the half of 2002.

Education: There are plans to organise education within the framework of the DANCEE project in the second half of 2002 that will also continue in 2003.

International Co-operation: In addition to the DANCEE project, the Management Authority participated in a study tour to the Netherlands in 2000, financed by TAIEX.

Problems and Need for Assistance: There is a lack of rescue centers for confiscated animals, a lack of experts for the identification of non-native species and their products and a lack of staff at the Slovak Environmental Inspection (the five persons who will be hired in 2002 will still not be sufficient). The Customs, Police and inspectors are not trained, the Police and prosecutors still do not consider CITES violations as serious criminal cases and the public is not well informed about CITES. Several activities have been initiated to target the illegal trade or the above mentioned problems. The proposal of the new national legislation related to CITES has been prepared and will be in compliance with the EU Regulations. The proposal is stricter as present legislation, especially in sanctions. In the framework of the DANCEE project, training seminars have been held for enforcement persons and public awareness has been increased. A rescue center is under construction and there have been some high level meetings of the Management Authority with Police and prosecutors. There is still a

need for assistance with regard to the training in the identification of non-native CITES species and their products and to obtain information about new smuggling methods and main smuggling routes.

Outline of Legal Wildlife Trade

From 1999 to 1992, Slovakia submitted CITES annual reports for the years from 1992 to 1998 (Annex III). This means that the following data cover seven ‘complete’ years and one ‘incomplete’ years, when the data were only reported by other countries that submitted an annual report and that were involved in trade with Slovakia, but not by Slovakia itself.

Overview: Slovakia had an average market concerning trade in CITES-listed species. From 1992 to 1999, a total number of 58,873 specimens were reported in trade with Slovakia (Table 79). The import accounted for 49% of these specimens, the direct export for 48%, the re-export for 3% and the origin in Slovakia (minus the direct export) for 0%. These figures concern gross trade data, which means that the same specimens can be involved several times, e.g. when they are imported and re-exported by Slovakia. In addition, they cover small specimens, such as seeds and watchstraps, and only concern specimens reported in numbers, thus excluding specimens reported in other units, such as kilogrammes or pairs. As for the specimens reported in other units, there were no categories that showed large amounts in trade.

Table 79.
CITES specimens reported in numbers and traded by Slovakia in 1992-1999.

Species	Import	% live	Export	% live	Re-export	% live	Origin*	% live	Total
Amphibians	50	100	44	100	42	100			136
Birds	2,134	100	5,498	99	248	100	65	100	7,945
Invertebrates	770	68	21	95					791
Mammals	302	75	287	76	122	100	24	100	735
Plants	3,645	64	17,400	0					21,045
Reptiles	16,951	40	121	100	1,011	100	138	100	18,221
Total	23,852	50	23,371	25	1,423	100	227	100	48,873

Source: CITES annual reports (comp. tabulations) compiled by UNEP-WCMC, 2001.

* Origin in a candidate country, but re-export by another country (origin minus direct export).

Countries: The main country of origin for the specimens imported by Slovakia was Indonesia, accounting for 40% (Table 80). The specimens imported from Indonesia were mainly reptile specimens (99%), the majority of which consisted of handbags and wallets from Appendix III *Cerberus rhynchops* (listed by India).

Table 80.
Top ten countries of origin for CITES specimens reported in numbers and imported by Slovakia, directly or indirectly through a re-exporting country, in 1992-1999.

Country	Specimens	% of total	Taxa	Wild source
Top ten				
1. Indonesia	9,449	39.62%	31	100%
2. Madagascar	1,868	7.83%	35	100%
3. Nicaragua	1,630	6.83%	40	65%
4. Netherlands	1,420	5.95%	19	0%
5. USA	1,199	5.03%	33	0%

Table continues on following page.

Table 80 continued.

6. Ukraine	1,003	4.21%	3	100%
7. Uzbekistan	1,000	4.19%	1	100%
8. Czech Republic	974	4.08%	91	14%
9. Ghana	966	4.05%	9	74%
10. El Salvador	800	3.35%	2	63%
Remaining countries				
EU Member States	652	2.73%	55	8%
Candidate Countries	1,052	4.41%	36	76%
Other countries	1,839	7.71%	121	70%
Total	23,852	100%	364	75%

Source: CITES annual reports (comparative tabulations) compiled by UNEP-WCMC, 2001.

The main countries of destination for the specimens exported by Slovakia were Germany and Italy, together accounting for 96% (Table 81). The specimens exported to Germany were mainly plant seeds (89%), from Appendix I *Ariocarpus* spp. and *Pediocactus* spp., and the specimens exported to Italy were mainly live birds (99%), from *Agapornis* spp., *Platycercus* spp., *Polytelis* spp., *Psephotus* spp. and *Rhea* spp.

Table 81.

Top five destinations for CITES specimens reported in numbers and exported directly by Slovakia in 1992-1999.

Country	Specimens	% of total	Taxa	Wild source
Top five				
1. Germany	19,642	84.04%	22	0%
2. Italy	2,757	11.80%	14	0%
3. Austria	366	1.57%	26	9%
4. Czech Republic	261	1.12%	47	47%
5. France	107	0.46%	3	100%
Remaining countries				
EU Member States	68	0.29%	10	16%
Candidate Countries	88	0.38%	27	30%
Other countries	82	0.35%	21	2%
Total	23,371	100%	97	1%

Source: CITES annual reports (comparative tabulations) compiled by UNEP-WCMC, 2001.

The main countries of origin for the specimens re-exported by Slovakia were Madagascar and Greece, together accounting for 67% (Table 82). Madagascar was the origin mainly for live reptiles (92%), all *Chamaeleo* spp. and *Phelsuma* spp., while Greece was the origin for live reptiles, all *Testudo* spp. The main countries of import for the specimens re-exported by Slovakia were the Czech Republic and Greece, together accounting for 68%. The Czech Republic imported mainly live reptiles (62%), the majority of which consisted of *Chamaeleo* spp. and *Phelsuma* spp., live birds (19%) of various species, and live mammals (19%) also of various species. Greece imported live reptiles, all *Testudo* spp.

Table 82.

Top five countries of origin and destination for CITES specimens reported in numbers and re-exported by Slovakia in 1992-1999.

Country	Specimens	% of total	Taxa	Wild source
Top five origin				
1. Madagascar	528	37.10%	29	100%
2. Greece	428	30.08%	2	0%
3. Czech Republic	163	11.45%	29	11%
4. Suriname	56	3.94%	17	96%
5. Austria	49	3.44%	8	22%
Remaining countries				
EU Member States	37	2.60%	11	3%
Candidate Countries	4	0.28%	4	50%
Other countries	158	11.10%	33	68%
Total	1,423	100%	110	51%
Top five destinations				
1. Czech Republic	537	37.74%	82	71%
2. Greece	428	30.08%	2	0%
3. Austria	115	8.08%	20	47%
4. Hungary	112	7.87%	27	92%
5. Russia	88	6.18%	14	95%
Remaining countries				
EU Member States	57	4.01%	14	44%
Candidate Countries	5	0.35%	4	60%
Other countries	81	5.69%	13	86%
Total	1,423	100%	110	51%

Source: CITES annual reports (comparative tabulations) compiled by UNEP-WCMC, 2001.

Specimens taken from the wild: Overall, certain categories have been identified to involve many specimens taken from the wild. When the number of specimens taken from the wild was found to be above a certain level (chosen to be 1,500), then the category was included in Table 83. The two categories in the table will be discussed in more detail below.

Table 83.

Total and "wild" trade by Slovakia for selected categories of CITES specimens in 1992-1999.

Species	Specimens	Trade	Total quantity	Wild Quantity
Reptiles	Live	Import	6,739	5,086
	Other*	Import	10,212	10,162

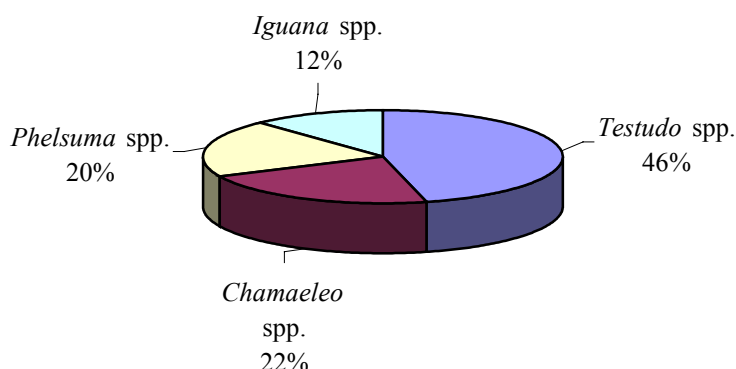
Source: CITES annual reports (comparative tabulations) compiled by UNEP - WCMC, 2001.

* Excluding live specimens.

Import of reptiles (live): In total, 5,086 live reptiles taken from the wild were imported by Slovakia from 1992 to 1999. These consisted of 80 different taxa. However, the majority (85%) consisted of four different taxonomic groups (Figure 4). The *Testudo* spp. had their origin in Uzbekistan (50%) and Ukraine (50%), most *Chamaeleo* spp. had their origin in Madagascar (97%), all *Phelsuma* spp. had their origin in Madagascar and most *Iguana* spp. had their origin in El Salvador (> 99%).

Figure 4.

Major taxonomic groups of live and wild CITES-listed reptiles imported by Slovakia in 1992-1999.



Source: CITES annual reports (comparative tabulations) compiled by UNEP - WCMC, 2001.

Overall, most specimens (58%) were imported directly from country of origin, while the rest (42%) was imported through a country of re-export: Russia (94%), the Czech Republic (6%) and Hungary (< 1%).

Import of reptiles (other): In total, 10,162 reptile specimens (excluding live specimens) taken from the wild were imported by Slovakia from 1992 to 1999. These consisted of belts, bodies, handbags, leather pieces, skins, skin/leather items, trophies and wallets and were taken from 11 taxa. The majority (94%) was taken from two taxonomic groups: *Cerberus rhynchops* (89%), which is an Appendix III species listed by India, taken from the wild in Indonesia and *Caiman* spp. (6%) taken from the wild mainly in Nicaragua (> 99%). Overall, all specimens, except five, were imported directly from country of origin.

Illegal Trade and Infractions

Some information on illegal trade was already provided under “CITES Administration and Enforcement”. The seizures made in relation to trade by Slovakia from 1992 to 1999 are shown in Table 84. In total, 457 specimens were seized. Most were reported by Slovakia. It is obvious that the majority of the specimens were live reptiles re-exported by Slovakia.

Table 84.

Seizures of CITES specimens made in relation to trade by Slovakia in 1992-1999.

Year	App	Taxon	Species	CI	CE	CO	Quantity	Unit	Term	P	S	R
Reported by SK - import by SK												
1992	2	<i>Falco cherrug</i>	birds	SK	AT	AT	26		LIV	N	I	IR
Reported by SK - export by SK												
1998	2	<i>Falco cherrug</i>	birds	CZ	SK		1		SPE	S	I	ER
Reported by SK – re-export by SK												
1997	2	<i>Testudo graeca</i>	reptiles	GR	SK	GR	14		LIV	N	I	ER
1997	2	<i>Testudo hermanni</i>	reptiles	GR	SK	GR	414		LIV	N	I	ER
Reported by XX - export by SK												
1994	2	Tridacnidae spp.	inverts	NZ	SK		1		SHE		I	IR
1995	2	<i>Galanthus nivalis</i>	plants	CZ	SK		0		LIV	T	I	IR
Reported by XX - re-export by SK												
1999	1	<i>Cacatua goffini</i>	birds	CZ	SK	XX	1		LIV	T	I	IR

Codes: Annex II. Source: CITES annual reports (comparative tabulations) compiled by UNEP-WCMC, 2001.

In the TIGERS Database, Slovakia was mentioned in relation to 14 cases, while in Doc. 10.28 (June 1997), Slovakia was mentioned in relation to two infractions.

Slovenia

Country Profile

In 2000, the number of inhabitants in Slovenia was estimated to be less than two million, while the population growth rate was calculated to be 0.12% (Anon., 2002). The capital is Ljubljana and the government type is a parliamentary democratic republic. The country consists of 20,253 km² area of which 100% is land. In total, there is 1,334 km of land boundaries with the following countries: Austria, Croatia, Italy, Hungary. The coastline is 47 km (Anon., 2002).

CITES Implementation

Slovenia is a Party to CITES since 23 April 2000. The following legislation deals with the Convention in the country:

- Nature Conservation Act, Official Gazette of the RS, No. 56/99
- Decree on Implementation of Resolution 10.2 of the Conference of the Parties of CITES (Official Gazette of the RS, No. 73/00)
- Penal Code of the Republic of Slovenia (Official Gazette of the RS, No. 63//94)

In accordance with this legislation, illegally kept and traded specimens can be seized and confiscated by the Customs and by the inspection responsible for nature conservation. For acts violating the protection provisions or the permit regime for CITES species, the maximum fine for individual is 22,980 EUR, while the penalty for legal person is a fine of maximum 45,455 Euro. According to the Penal code of the Republic of Slovenia, penalty for avoiding customs measures is imprisonment of maximum 3 years. The additional legislation with relevance to the implementation of CITES in Slovenia consists of:

- Decree on the Protection of Endangered Animal Species (Official Gazette of the RS, No. 57/93)
- Environmental Protection Act (Official Gazette of the RS, No. 32/93)
- Veterinary Practice Act (Official Gazette of the RS, No. 33/01)
- Law on Foreign Trade (Official Gazette of the RS, No. 13/93)
- Law on Trade (Official Gazette of the RS, No. 46/90)
- Ordinance on the Minimal Standards for keeping of Live Wild Animals in Captivity (Official Gazette of the RS, No. 90/01)

CITES Administration and Enforcement

Administration: In 2001, two persons were working as the Management Authority (the Ministry for the Environment and Spatial Planning) for a total of 60 hours per week, while five experts were working as the Scientific Authority (Environmental Agency) for a total of 45 hours per week. From 1998 to 2000, the numbers of CITES and other permits issued showed some increase as follows:

Table 85.

CITES and other permits issued by Slovenia from 1998 to 2000.

Permit	1998	1999	2000
CITES Import	3	8	11
CITES Export	8	30	27
CITES Re-export		22	40
Other*	20	44	36

Source: Management Authority of Slovenia, 2001.

* These included import permits for CITES and non CITES species on the basis of Veterinary Practice Act and Regulation on Import Regime, Customs Act.

The legal export is said to involve an increasing numbers of tortoises, as a result of two substantial breeders (Table 86) (R. Bolješič and U. Mavri, *in litt.* July 2001). The main species involved are *Testudo hermanni*, *Testudo graeca* and *Geochelone elegans* and may also include *Testudo horsfieldii* and other reptile species in the future.

Table 86.
Numbers of reptiles exported by Slovenia from 1998 to 2001.

Species	1998	1999	2000	2001*
<i>Testudo hermanni</i>	500	2,204	4,351	3,173
<i>Testudo graeca</i>		122	222	150
<i>Geochelone elegans</i>			45	125
<i>Testudo horsfieldii</i>				260

Source: Management Authority of Slovenia, 2001.

* Until August 2001.

In recent years, there has been an increase in numbers of imported bird species and specimens (Table 87).

Table 87.
Numbers of birds imported by Slovenia from 1998 to 2000.

Year	CITES Specimens	Taxa	Non-CITES Specimens	Taxa
1998	162	11	4,810	15
1999	506	28	4,632	34
2000	1,642	31	4,557	35

Source: Management Authority of Slovenia, 2001.

There is not much information available about the illegal trade in Slovenia, although several factors indicate the existence of such practices. Pet shop owners and advertisements in magazines from time to time offer CITES listed species such as apes, snakes, crocodiles and parrots, including sometimes Appendix I species. Further, Slovenia could serve as a transit country between several European regions. Several years ago, a large shipment of dead birds was seized at the Hungarian-Slovenian border on its way to Italy.

Enforcement: The country has not made any convictions with regard to illegal trade, but for one case the prosecution is in progress. This concerns the illegal trade in one skull and one skin from *Panthera pardus* and one skin from *Equus zebra hartmannae*. Three other cases including illegally imported skins of *Crocodylus niloticus* and *Panthera pardus* and illegally imported and traded cheetah cubs and live Caimans are under investigation.

Practical Support: A training session was held in September 2000. The target groups included: the Ministry of Agriculture, Forestry and Food, the Customs, the Veterinary Administration, veterinary, phytosanitary and environmental inspectors, the hunting and fishery inspectors, market inspectors, Criminal Police, Interpol, the Bird Study and Bird Watching Association of Slovenia and the Nature Protection Authority. The main subjects were: general aspects on CITES, Customs, veterinary and phytosanitary procedures, the role of Criminal Police in the environmental crime, Interpol and wildlife crime and zoonosis. Plans for training in the near future are practical training of Customs and Management Authority in Germany in November 2001 (organised by the German Management Authority and supported by TAIEX), a general seminar on CITES for professional nature conservationists in Slovenia in early 2002, a training seminar for Custom officers and Criminal Police on general CITES enforcement with emphasis on subjects like smuggling methods and false documents in Slovenia in the first half of 2002 and the International Meeting of European Wildlife Enforcement Group of Interpol that will presumably take place in Slovenia in 2002. Additional resources that have been available include three new employees for the Management and Scientific Authorities and identification manuals for CITES listed animals and plants. A CITES database is in preparation.

Education: Several articles on CITES have been published (Proteus – magazine for popular natural history, Information Bulletin of the Ministry of the Interior). Every CITES related event has been reported at the Information Bulletin of the Ministry of the Environment and Spatial Planning. At the moment, a set of publications on CITES is in preparation. This includes posters, leaflets, brochures, bookmarks and suitcase lockets to be distributed at border crossings, airports, tourist agencies, bookshops, libraries and schools. The brochure includes general information on CITES, EU Regulations, national legislation, permit forms and procedures. It is designed for traders and enforcement officers and consists of about 80 pages. This information will be made available in Slovene and English.

International Co-operation: There was participation in a CITES Training Seminar in Vilm, Germany, in September 2000. Further, one person from the Management Authority participated in a Master Degree Course on conservation, management and control of species in international trade from 2 October to 15 December 2000 in Baeza, Spain (Spanish Foundation for Biodiversity and the CITES Secretariat). Some planned activities, as mentioned earlier, include a practical training of Customs and Management Authority in Germany in November 2001 (organised by the German Management Authority and supported by TAIEX) and the International Meeting of European Wildlife Enforcement Group of Interpol that will presumably take place in Slovenia in 2002.

Problems and Need for Assistance: Problems in the country are related to the formal designation of a Scientific Authority, organisational changes, lack of staff, lack of controls and ineffective inspection. Legislative provisions, in accordance with the EU Wildlife Trade Regulations are in preparation and include the following activities: registration of pre-Convention specimens, registration and evidence of breeders and traders and the traded specimens, final preparation of CITES database software and introduction of wildlife trade subjects to Customs Investigation Department and Interpol. Assistance is needed to rise external pressure through diplomatic channels (e.g. letter to Ministers from the CITES Secretariat and other international organisations), to assist with informing and training enforcement officers and the general public and to assist with some legislative solutions.

Outline of Legal Wildlife Trade

From 1992 to 1999, Slovenia submitted no CITES annual reports (Annex III). This means that the following data cover zero 'complete' years and eight 'incomplete' years, when the data were only reported by other countries that submitted an annual report and that were involved in trade with Slovenia, but not by Slovenia itself.

Overview: Slovenia had an average market concerning trade in CITES-listed species. From 1992 to 1999, a total number of 58,246 specimens were reported in trade with Slovenia (Table 88). The import accounted for 94% of these specimens, the direct export for 4%, the re-export for 0% and the origin in Slovenia (minus the direct export) for 2%. These figures concern gross trade data, which means that the same specimens can be involved several times, e.g. when they are imported and re-exported by Slovenia. In addition, they cover small specimens, such as seeds and watchstraps, and only concern specimens reported in numbers, thus excluding specimens reported in other units, such as kilogrammes or pairs. As for the specimens reported in other units, there was one category that showed a large amount in trade: 1,664 kilogrammes of plant specimens were imported.

Table 88.
CITES specimens reported in numbers and traded by Slovenia in 1992-1999.

Species	Import	% live	Export	% live	Re-export	% live	Origin*	% live	Total
Birds	1,462	100	7	100	10	100	15	100	1,494
Fish	10,000	100							10,000
Invertebrates	82	2							82
Mammals	856	13	362	15	16	100			1,234
Plants	36,052	100					1,000	100	37,052
Reptiles	6,325	2	1,708	100	150	0	201	100	8,384
Total	54,777	87	2,077	85	176	15	1,216	100	58,246

Source: CITES annual reports (comp. tabulations) compiled by UNEP-WCMC, 2001.

* Origin in a candidate country, but re-export by another country (origin minus direct export).

Focus on EU Enlargement and Wildlife Trade: Review of CITES Implementation in Candidate Countries

Countries: The main countries of origin for the specimens imported by Slovenia were the Netherlands, France and Hungary, together accounting for 73% (Table 89). The specimens imported from the Netherlands were mainly live plants (> 99%), the majority of which came from *Galanthus* spp.. The specimens imported from France were mainly live plants (> 99%), all *Galanthus nivalis*, while the specimens imported from Hungary were mainly live fish (> 99%), all *Acipenser ruthenus*.

Table 89.

Top ten countries of origin for CITES specimens reported in numbers and imported by Slovenia, directly or indirectly through a re-exporting country, in 1992-1999.

Country	Specimens	% of total	Taxa	Wild source
Top ten				
1. Netherlands	16,648	30.39%	15	0%
2. France	13,146	24.00%	2	0%
3. Hungary	10,009	18.27%	5	0%
4. Turkey	5,540	10.11%	4	93%
5. Malaysia	1,184	2.16%	5	99%
6. Uruguay	1,000	1.83%	1	0%
7. Indonesia	936	1.71%	14	91%
8. Sudan	843	1.54%	1	100%
9. Zimbabwe	781	1.43%	8	5%
10. China	573	1.05%	2	100%
Remaining countries				
EU Member States	507	0.93%	25	0%
Candidate Countries	10	0.02%	5	10%
Other countries	3,600	6.57%	58	72%
Total	54,777	100%	116	20%

Source: CITES annual reports (comparative tabulations) compiled by UNEP-WCMC, 2001.

The main countries of destination for the specimens exported by Slovenia were Germany and Austria, together accounting for 87% (Table 90). The specimens exported to Germany were all live reptiles, all *Testudo hermanni*, while the specimens exported to Austria were mainly mammal skins (82%) and live mammals (16%), all from Appendix I *Chinchilla* spp. and all seized.

Table 90.

Top five destinations for CITES specimens reported in numbers and exported directly by Slovenia in 1992-1999.

Country	Specimens	% of total	Taxa	Wild source
Top five				
1. Germany	1,519	73.13%	1	0%
2. Austria	285	13.72%	5	1%
3. UK	170	8.18%	2	0%
4. USA	72	3.47%	2	100%
5. Czech Republic	22	1.06%	2	91%
Remaining countries				
EU Member States	6	0.29%	2	67%
Candidate Countries	1	0.05%	1	0%
Other countries	2	0.10%	1	100%
Total	2,077	100%	10	5%

Source: CITES annual reports (comparative tabulations) compiled by UNEP-WCMC, 2001.

Focus on EU Enlargement and Wildlife Trade: Review of CITES Implementation in Candidate Countries

The main country of origin for the specimens re-exported by Slovenia was Sudan, accounting for 85% (Table 91). Sudan was the origin for reptile leather pieces, all *Varanus niloticus*. The main countries of import for the specimens re-exported by Slovenia was Norway, importing the same reptile leather pieces with origin in Sudan.

Table 91.

Top four countries of origin and top five destinations for CITES specimens reported in numbers and re-exported by Slovenia in 1992-1999.

Country	Specimens	% of total	Taxa	Wild source
Top four origin				
1. Sudan	150	85.23%	1	100%
2. Sweden	10	5.68%	1	0%
3. Unknown	8	4.55%	2	0%
4. France	4	2.27%	1	0%
Remaining countries				
EU Member States	1	0.57%	1	0%
Candidate Countries	1	0.57%	1	100%
Other countries	2	1.14%	2	50%
Total	176	100%	9	86%
Top five destinations				
1. Norway	150	85.23%	1	100%
2. Italy	14	7.95%	6	7%
3. Sweden	10	5.68%	1	0%
4. Austria	1	0.57%	1	0%
5. Czech Republic	1	0.57%	1	100%
Total	176	100%	9	86%

Source: CITES annual reports (comparative tabulations) compiled by UNEP-WCMC, 2001.

Specimens taken from the wild: Overall, certain categories have been identified to involve many specimens taken from the wild. When the number of specimens taken from the wild was found to be above a certain level (chosen to be 1,500), then the category was included in Table 92. These categories will be discussed in more detail below.

Table 92.

Total and "wild" trade by Slovenia for selected categories of CITES specimens in 1992-1999.

Species	Specimens	Trade	Total quantity	Wild Quantity
Plants	Extracts (kg)	Import	1,654	1,654
Plants	Live	Import	36,052	5,140
Reptiles	Other*	Import	6,173	4,929

Source: CITES annual reports (comparative tabulations) compiled by UNEP - WCMC, 2001.

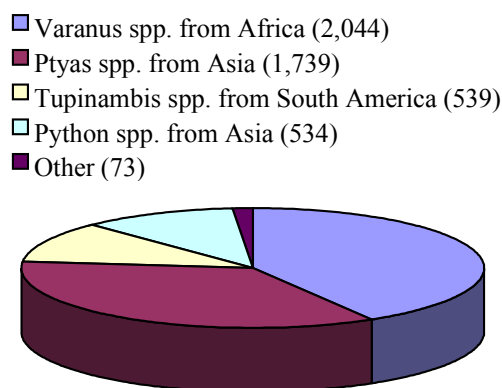
* Excluding live specimens and specimens reported in units other than number.

Import of plants (extracts in kg): In total, 1,654 kg plant extracts taken from the wild were imported by Slovenia from 1992 to 1999. All were *Prunus africana* with origin in Africa, imported either from Italy (56%) or from France (44%).

Import of plants (live): In total, 5,140 live plants taken from the wild were imported by Slovenia from 1992 to 1999. All plants had their origin in Turkey and were imported from the Netherlands. The species involved were *Galanthus elwesii* (46%), *Cyclamen hederifolium* var. *hederifolium* fa. *hed.* (33%), *Galanthus nivalis* (12%) and *Galanthus woronowii* (9%)

Import of reptiles (other): In total, 4,929 reptile specimens (excluding live specimens and specimens reported in units other than number) taken from the wild were imported by Slovenia from 1992 to 1999. These consisted of belts, handbags, leather pieces, shoes, skins, trophies and watchstraps. Figure 5 shows more background information on these specimens and tells that most of these specimens (41%) were taken from *Varanus* spp. from Africa.

Figure 5.
CITES taxonomic groups and geographical regions involved in imports of wild reptile leather pieces by Slovenia in 1992-1999.



Source: CITES annual reports (comparative tabulations) compiled by UNEP - WCMC, 2001.

Illegal Trade and Infractions

Some information on illegal trade was already provided under “CITES Administration and Enforcement”. The seizures made in relation to trade by Slovenia from 1992 to 1999 are shown in Table 93. In total, 449 specimens were seized. All were reported by other countries and concerned export by Slovenia. The majority of the specimens involved mammal skins and live reptiles.

Table 93.
Seizures of CITES specimens made in relation to trade by Slovenia in 1992-1999.

Year	App	Taxon	Species	CI	CE	CO	Quantity	Unit	Term	P	S	R
Reported by XX - export by SI												
1997	2	<i>Testudo hermanni</i>	reptiles	GB	SI		169		LIV		I	IR
1998	1	<i>Chinchilla</i> spp.	mammals	AT	SI		45		LIV		I	IR
1998	1	<i>Chinchilla</i> spp.	mammals	AT	SI		234		SKI		I	IR
1998	2	<i>Eclectus roratus</i>	birds	AT	SI		1		LIV		I	IR

Codes: Annex II. Source: CITES annual reports (comp. tabulations) compiled by UNEP-WCMC, 2001.

In the TIGERS Database, Slovenia was mentioned in relation to ten cases, while in Doc. 10.28 (June 1997), Slovenia was mentioned in relation to one infraction.

Turkey

Country Profile

In 2000, the number of inhabitants in Turkey was estimated to be almost 66 million, while the population growth rate was calculated to be 1.27% (Anon., 2002m). The capital is Ankara and the government type is a republican parliamentary democracy. The country consists of 780,580 km² area of which 99% is land and 1% is water. In

Focus on EU Enlargement and Wildlife Trade: Review of CITES Implementation in Candidate Countries

total, there is 2,627 km of land boundaries with the following countries: Armenia, Azerbaijan, Bulgaria, Georgia, Greece, Iran, Iraq and Syria. Further, there is 7,200 km coastline (Anon., 2002m).

CITES Implementation

Turkey is a Party to CITES since 22 December 1996. Turkey has not adopted specific legislation to implement CITES. There are five laws applicable to the Convention:

- Hunting Act (Code 3167)
- Decision 63 of the Central Hunting Commission of the Hunting Period 1998-1999
- Decision 30.234 on Trade of Game-Wildlife Animals in Turkey (Law No. 1380 (1971), amended in 1986 by Law No. 3288 and by the Circular 32/1 for 1998-1999)
- Fishery Products Law and Fishery Products Regulations (Main Law No. 1380 of 22 March 1971, amending Law No. 3288 of 28 May 1986)
- Regulation 22371 on the Collection, Propagation and Export of Natural Flower Bulbs (1995)

The amended regulations on fishery appear to be the most complete. However, the Turkish legislation does not include all CITES-listed species and, with regard to parts and derivatives, it is not known if all of them are covered. It seems like only the regulations on fishery state penalties and provisions for confiscation. For the other laws, these aspects remain unknown.

In accordance with the CITES Secretariat's project on national laws for implementation of the Convention (Doc. 11.21.1, April 2000), Turkey's legislation was put in category 3: believed to generally not meet the requirements for CITES implementation. As Turkey is also a Party with high volumes of international trade in specimens of CITES-listed species, Decision 11.15 states that it should adopt adequate legislation to implement the Convention before 31 October 2001. In the beginning of September, the Secretariat has worked together with the Management Authority of Turkey to draft new legislation. The deadline for adoption has been delayed until 31 December 2001. The Secretariat is also in the process of organising a capacity building workshop in Turkey.

CITES Administration and Enforcement

Administration: In 2001, the Management Authority consisted of three institutions: the Ministry of Environment (General Directorate of Environment Protection), the Ministry of Agriculture and Rural Affairs (General Directorate of Protection and Control) and the Ministry of Agriculture and Rural Affairs (General Directorate of Agriculture Production and Development). In total, 31 persons were working for the Management Authorities for a total of 495 hours per week. Two experts were appointed as the Scientific Authority, from different universities with background in botany and zoology. From 1998 to 2000, the numbers of CITES permits issued showed the following composition (Table 94).

Table 94.
CITES and other permits and certificates issued by Turkey from 1998 to 2000.

Year	Import permit	Export permit	Re-export certificate	Other	Total
1998	5	155	33	31	224
1999	44	136	15	40	235
2000	36	143	19	36	234
Total	85	434	67	107	693
Mean per year	28	145	22	36	231

Source: Management Authority of Turkey, 2001.

The legal trade is said to involve mainly wild flower bulbs of the species *Galanthus elwesii*, *Cyclamen coum* and *Sternbergia lutea*, but there is no information about the illegal trade trends (S. Kuleli, *in litt.* September 2001).

Focus on EU Enlargement and Wildlife Trade: Review of CITES Implementation in Candidate Countries

Enforcement: There have been several court cases since 1998, but for most cases it is not clear what punishment was given (Table 95).

Table 95.

Punishments for CITES infringements in Turkey from 1998 to 2001.

Date	Species	Quantity	Term	Punishment
18-11-1998	<i>Psittacula krameri</i>	6	Illegal trade	Send to court
18-11-1998	<i>Pantraglodytes</i>	1	Illegal trade	Send to court
13-01-1999	<i>Psittacula krameri</i>	16	Illegal trade (local)	Monetary fine
13-01-1999	<i>Psittacula erithacus</i>	1	Illegal trade	Monetary fine
16-02-2001	<i>Canis lupus</i> (skin)	1	Illegal trade	Send to court
17-03-2001	<i>Cercopithecus mona</i>	2	Illegal trade	Send to court
17-03-2001	<i>Cercocebus galeritus</i>	4	Illegal trade	Send to court
21-03-2001	<i>Psittacus erithacus</i>	1	Illegal trade	Send to court
21-03-2001	<i>Ara cubrogeya</i>	1	Illegal trade	Send to court
21-03-2001	<i>Amazona albifrons</i>	2	Illegal trade	Send to court
21-02-2001	<i>Testudo graeca</i>	4	Illegal trade	Send to court

Source: Management Authority of Turkey, 2001.

Practical Support: A hunting certificate training programme has recently started and will give all necessary information about wildlife trade and international conventions. Training seminars are being planned for the employees of Management Authorities and Customs offices before the end of 2002. For strengthening of the inspector system, cars have been provided by the General Directorate of National Parks and Game-Wildlife, Ministry of Forestry, for 33 local responsible authorities of wildlife management.

Education: The Ministry of Environment published some brochures concerning CITES and some CITES listed species in Turkey during the Fourth European Regional CITES Meeting of Management, Scientific and other authorities involved in CITES Plant Issues in Izmir on 24 to 27 April 2001. A documentary film about wildlife conservation has been prepared and broadcasted on the TV. A public awareness programme is being prepared for next year.

International Co-operation: The country has not initiated or participated in any international co-operation activities with the purpose to improve the implementation and enforcement of CITES recently, but is studying the rules to get involved in projects such as PHARE or TAIEX.

Problems and Need for Assistance: The problems in the country are related to lack of technical infrastructure, difficulty in identification of materials by the Customs, lack of experts on CITES issues, lack of CITES training courses and lack of financial resources. Briefly, there is a need for expertise in the Customs to identify the CITES species. Field offices and Customs have to be strengthened with well-trained staff. The related laws have to be reorganised to discourage those who break the law or intend to do so. Some activities have been initiated to target the illegal trade and the above-mentioned problems. These include the improvement of co-operation among different related official institutions, the exchange of information, the training of personnel, raising the public awareness, preparation of the CITES National Legislation and the strengthening of institutional capacities. There is a need for assistance in arranging meetings for the establishment of relations among the countries of the region, to exchange information and experience, to monitor the implementation of CITES in other countries, to train the relevant personnel and to establish a technical infrastructure. Assistance is required to establish an inspecting, controlling and monitoring system, to establish a rescue and rehabilitation center and to obtain finances to improve the implementation of CITES. Further, there is a lack of information about the EU Wildlife Trade Regulations in general.

Outline of Legal Wildlife Trade

From 1992 to 1999, Turkey submitted CITES annual reports for the years from 1997 to 1999 (Annex III). This means that the following data cover three ‘complete’ years and five ‘incomplete’ years, when the data were only reported by other countries that submitted an annual report and that were involved in trade with Turkey, but not by Turkey itself.

Overview: Turkey had a very large market concerning trade in CITES-listed species. From 1992 to 1999, a total number of 146,541,676 specimens were reported in trade with Turkey (Table 96). The import accounted for 0% of these specimens, the direct export for 64%, the re-export for 20% and the origin in Turkey (minus the direct export) for 17%. These figures concern gross trade data, which means that the same specimens can be involved several times, e.g. when they are imported and re-exported by Turkey. In addition, they cover small specimens, such as seeds and watchstraps, and only concern specimens reported in numbers, thus excluding specimens reported in other units, such as kilogrammes or pairs. As for the specimens reported in other units, there were some categories that showed large amounts in trade: 36,462,279 kilogrammes of fish specimens were re-exported, 31,654 kilogrammes and 2,679,939 kilogrammes of invertebrate specimens were directly exported and had their origin (minus direct export) in Turkey respectively, 2,310 kilogrammes of mammal specimens were imported, 2,530 kilogrammes of plant specimens were imported and 2,936.55 metres of reptile specimens were imported.

Table 96.
CITES specimens reported in numbers and traded by Turkey in 1992-1999.

Species	Import	% live	Export	% live	Re-export	% live	Origin*	% live	Total
Birds	7,903	100	64	97	66	98	7	14	8,040
Fish	21	0			381	0			402
Invertebrates	20	90	1,179,246	100	2	0	66,089	95	1,245,357
Mammals	3,526	8	44	7	58	48	5	20	3,633
Plants	17,068	57	92,143,323	100	28,599,991	100	24,353,692	64	145,114,074
Reptiles	141,303	1	22,963	100	4658	35	1246	100	170,170
Total	169,841	11	93,345,640	100	28,605,156	100	24,421,039	64	146,541,676

Source: CITES annual reports (comp. tabulations) compiled by UNEP-WCMC, 2001.

* Origin in a candidate country, but re-export by another country (origin minus direct export).

Among the Candidate Countries, Turkey was the second largest importer of reptile specimens (other than live) (after Hungary), the largest exporter of live plants and live invertebrates, the largest re-exporter of live plants and kilogrammes of sturgeon eggs, the second largest re-exporter of live reptiles and other reptile specimens, the largest country of origin for live plants, roots, live invertebrates and live wild reptiles that were re-exported by other countries (see Annex IV).

Countries: The main countries of origin for the specimens imported by Turkey were Indonesia and Thailand, together accounting for 71% (Table 97). The specimens imported from Indonesia were mainly reptile specimens (> 99%), the majority of which came from Appendix III *Cerberus rhynchops* (listed by India) and *Ptyas mucosus*. The specimens imported from Thailand were mainly reptile specimens (> 99%), from *Naja naja*, *Ptyas mucosus* and *Python molurus bivittatus*.

Table 97.

Top ten countries of origin for CITES specimens reported in numbers and imported by Turkey, directly or indirectly through a re-exporting country, in 1992-1999.

Country	Specimens	% of total	Taxa	Wild source
Top ten				
1. Indonesia	97,073	57.16%	11	99%
2. Thailand	23,978	14.12%	41	100%
3. Bangladesh	13,279	7.82%	1	100%
4. Netherlands	6,685	3.94%	46	0%
5. South Africa	6,616	3.90%	16	90%
6. Czech Republic	3,631	2.14%	56	0%
7. Germany	2,675	1.58%	73	0%
8. Argentina	2,314	1.36%	9	88%
9. USA	1,834	1.08%	62	7%
10. India	1,617	0.95%	3	100%
Remaining countries				
EU Member States	599	0.35%	51	0%
Candidate Countries	1,320	0.78%	12	82%
Other countries	8,220	4.84%	272	68%
Total	169,841	100%	506	88%

Source: CITES annual reports (comparative tabulations) compiled by UNEP-WCMC, 2001.

The main country of destination for the specimens exported by Turkey was the Netherlands, accounting for 96% (Table 98). The specimens exported to the Netherlands were mainly live plants (> 99%), the majority of which came from Cactaceae spp., *Cyclamen* spp., *Echinopsis* spp., *Galanthus* spp., *Mammillaria* spp., *Melocactus* spp., *Parodia* spp and *Sternbergia* spp.

Table 98.

Top ten destinations for CITES specimens reported in numbers and exported directly by Turkey in 1992-1999.

Country	Specimens	% of total	Taxa	Wild source
Top ten				
1. Netherlands	89,747,713	96.15%	42	95%
2. Germany	1,178,776	1.26%	13	36%
3. Switzerland	1,090,370	1.17%	12	100%
4. Sweden	910,686	0.98%	2	0%
5. Denmark	399,000	0.43%	4	100%
6. USA	9,512	0.01%	15	44%
7. Japan	8,832	0.01%	1	70%
8. France	403	0.00%	2	100%
9. UK	279	0.00%	6	80%
10. Czech Republic	50	0.00%	8	100%
Remaining countries				
EU Member States	7	0.00%	4	29%
Candidate Countries	1	0.00%	1	0%
Other countries	11	0.00%	5	0%
Total	93,345,640	100%	84	94%

Source: CITES annual reports (comparative tabulations) compiled by UNEP-WCMC, 2001.

Focus on EU Enlargement and Wildlife Trade: Review of CITES Implementation in Candidate Countries

The main country of origin for the specimens re-exported by Turkey was Georgia, accounting for > 99% (Table 99). Georgia was the origin for live plants, all *Galanthus ikariae*. The main country of import for the specimens re-exported by Turkey was the Netherlands, importing the same live plants.

Table 99.

Top five countries of origin and destination for CITES specimens reported in numbers and re-exported by Turkey in 1992-1999.

Country	Specimens	% of total	Taxa	Wild source
Top five origin				
1. Georgia	28,599,991	99.98%	1	100%
2. Venezuela	2,738	0.01%	2	100%
3. Russia	2,014	0.01%	3	81%
4. Cyprus	200	0.00%	1	100%
5. Unknown	67	0.00%	17	15%
Remaining countries				
EU Member States	32	0.00%	8	0%
Other countries	114	0.00%	17	61%
Total	28,605,156	100%	39	100%
Top five destinations				
1. Netherlands	28,599,997	99.98%	5	100%
2. USA	4,830	0.02%	19	92%
3. UK	204	0.00%	4	98%
4. France	42	0.00%	5	24%
5. Germany	36	0.00%	10	11
Remaining countries				
EU Member States	19	0.00%	7	0%
Candidate Countries	2	0.00%	2	50%
Other countries	26	0.00%	6	8%
Total	28,605,156	100%	39	100%

Source: CITES annual reports (comparative tabulations) compiled by UNEP-WCMC, 2001.

Specimens taken from the wild: Overall, certain categories have been identified to involve many specimens taken from the wild. When the number of specimens taken from the wild was found to be above a certain level (chosen to be 1,500), then the category was included in Table 100. Six categories are in bold font in the table. These categories have a quantity of specimens taken from the wild above 100,000 and will be discussed in more detail below.

Table 100.

Total and "wild" trade by Turkey for selected categories of CITES specimens in 1992-1999.

Species	Specimens	Trade	Total quantity	Wild Quantity
Birds	Live	Import	7,901	1,771
Fish	Eggs (in kg)	Re-export	36,462.279	4,737.005
Invertebrates	Bodies (in kg)	Export	18,734	18,734
	Live	Export	1,179,243	428,980
	Live	Origin	62,595	51,045
	Live (in kg)	Export	12,920	11,432
	Other*	Origin	3,494	3,344
Mammals	Other**	Import	3,191	2,093
	Skins (in kg)	Import	2,250	2,250

Table continues on following page.

Table 100 continued.

Plants	Extract (in kg)	Import	2,530	2,495
	Live	Export	92,143,227	86,836,199
	Live	Re-export	28,599,991	28,599,991
	Live	Origin	15,686,946	14,930,042
	Other***	Import	3,100	3,100
	Timber pieces	Import	2,850	2,850
	Roots	Origin	8,666,746	8,157,218
Reptiles	Live	Export	22,951	14,973
	Live	Re-export	1,638	1,633
	Other*	Import	140,167	137,934
	Skins (meter)	Import	2,936.55	2,936.55

Source: CITES annual reports (comparative tabulations) compiled by UNEP - WCMC, 2001.

* Excluding live specimens and specimens reported in units other than number.

** Excluding live specimens, elephant ivory and specimens reported in units other than number.

*** Excluding live specimens, seeds, timber pieces and specimens reported in units other than number.

Export of invertebrates (live): In total, 428,980 live invertebrates taken from the wild were exported by Turkey from 1992 to 1999. These were almost all *Hirudo medicinalis*, imported by Germany (> 99%), France (< 1%), the UK (< 1%) and the USA (< 1%). Further, 30 *Tridacna derasa* were imported by the USA. In addition to these specimens, the 18,734 kilogrammes of bodies and 11,432 kilogrammes of live *Hirudo medicinalis* taken from the wild were also exported to France (80%), Switzerland (12%), Germany (6%), the UK (1%), the USA (< 1%) and Israel (< 1%). Turkey's global role in the export of live and wild *Hirudo medicinalis* was extremely important. In 1999 alone, the reported world exports of wild specimens from this species was represented only by the reported exports for Turkey, which totalled 200 live specimens, 1,374 kilogrammes live specimens and 500 kilogrammes bodies.

Export, re-export and origin of plants (live): In total, 86,836,199 live plants taken from the wild were exported by Turkey from 1992 to 1999. In total, 19 different taxa were involved. Most belonged to the following three taxonomic groups: *Galanthus* spp. (83%), *Cyclamen* spp. (13%) and *Sternbergia* spp. (4%). The majority was imported by the Netherlands (98%), while the rest was imported by Switzerland (1%), the Czech Republic (< 1%), Denmark (< 1%) and the UK (< 1%). Turkey's global role in the export of live and wild *Galanthus* spp. was extremely important. In 1999 alone, the reported world exports of wild specimens from this genus totalled 7,500,010, while the reported exports for Turkey in the same year totalled 7,500,000.

In total, 14,930,042 live plants taken from the wild in Turkey were re-exported by another country from 1992 to 1999. In total, 12 different taxa were involved. All belonged to the same three taxonomic groups as above: *Galanthus* spp. (80%), *Cyclamen* spp. (12%) and *Sternbergia* spp. (8%). The re-exporting countries were the Netherlands (99%) and Germany (1%), while the main importing countries were Japan (27%), Switzerland (24%), USA (19%), Canada (10%), Austria (8%), Sweden (8%) and Norway (2%).

In total, 28,599,991 live plants taken from the wild in Georgia were re-exported by Turkey to the Netherlands in 1997, 1998 and 1999. These quantities have not been reported as imports by Turkey in the period from 1992 to 1999. It may be possible that they were imported before 1996, before Georgia and Turkey became Parties to CITES.

Origin of plants (roots): In total, 8,157,218 plant roots taken from the wild in Turkey were re-exported by other countries from 1992 to 1999. The re-exporting country was the Netherlands for almost all roots (except for 10 that were re-exported by Germany). The importing countries were the USA (72%), Japan (28%) and Switzerland (< 1%). However, it is possible that there is some overlap between the plants and the roots with origin in Turkey. Most re-exported plants were only reported by country of re-export, while most re-exported roots were only reported by the country of import (Table 101).

Table 101.

Plants and roots with wild origin in Turkey, re-exported by the Netherlands to the USA and Japan in 1992-1999.


Reported by	Trade	Origin	Re-export	Import	Quantity	Term
USA	Import	TR	NL	US	5,877,483	Roots
Netherlands	Re-export	TR	NL	US	1,934,443	Plants
Japan	Import	TR	NL	JP	2,279,725	Roots
Netherlands	Re-export	TR	NL	JP	3,513,842	Plants

Source: CITES annual reports (comparative tabulations) compiled by UNEP - WCMC, 2001.

Import of reptiles (other): In total, 137,934 reptile specimens (excluding live specimens and specimens reported in units other than number) taken from the wild were imported by Turkey from 1992 to 1999. The majority (93%) of these specimens were skins, while the rest consisted of belts, bodies, garments, handbags, leather pieces, shoes, skin/leather items, wallets and watchstraps.

Figure 6.

CITES taxonomic groups and geographical regions involved in imports of wild reptile skins by Turkey in 1992-1999.



Source: CITES annual reports (comparative tabulations) compiled by UNEP - WCMC, 2001.

As for the skins, most (89%) came from *Ptyas* spp. from Asia (Figure 6). Further, almost all skins (> 99%) were imported from a re-exporting country: Italy (85%), the UK (14%) and the USA (1%).

Illegal Trade and Infractions

Some information on illegal trade was already provided under “CITES Administration and Enforcement”. The reporting of the seizures made in relation to trade by Turkey from 1992 to 1999 is shown in Table 102. All were reported by other countries and the majority concerned export by Turkey and origin & import by Turkey. Most specimens were seized in 1993 and 1998. In addition to the specimens in the table, there were also some seizures of specimens reported in units other than number: in 1996, 1 kilogram (RXX-rTR), in 1998, 66.274 kilogrammes (RXX-rTR) and, in 1998, 1,065.002 kilogrammes (RXX-eTR).

Table 102.

Reporting of seizures of CITES specimens made in relation to trade by Turkey in 1992-1999.

Situation	1992	1993	1994	1995	1996	1997	1998	Total
RXX-iTR						1		1
RXX-eTR		153		1	1	10	43	208
RXX-rTR		1	3			2	4	10
RXX-o&iTR	30					160		190
Total	30	154	3	1	1	173	47	409

Codes: Annex II. Source: CITES annual reports (comp. tabulations) compiled by UNEP-WCMC, 2001.

The species involved in the seizures made in relation to trade by Turkey from 1992 to 1999 are shown in Table 103. The majority of the specimens were reptiles. As for the specimens reported in units other than number, mammals involved 1 kilogram and 1 taxa, while fish involved 1,131.276 kilogrammes and 5 taxa.

Table 103.

Species groups involved in seizures of CITES specimens made in relation to trade by Turkey in 1992-1999.

Species	Specimens	Taxa
Birds	19	8
Fish	2	1
Invertebrates	1	1
Mammals	5	4
Plants	32	1
Reptiles	350	5
Total	409	20

Source: CITES annual reports (comparative tabulations) compiled by UNEP-WCMC, 2001.

The top five of regions involved in the seizures made in relation to trade by Turkey from 1992 to 1999 are shown in Table 104. Most specimens had their origin in Turkey and were either exported or imported again.

Table 104.

Top five countries involved in seizures of CITES specimens made in relation to trade by Turkey in 1992-1999.

Top ten	Import	Export	Origin	Quantity
1	TR	HU	TR	160
2	US	TR	TR	154
3	GB	TR	TR	41
4	TR	DE	TR	30
5	US	TR	XX	6
Other	XX	XX	XX	18
Total				409

Codes: Annex II. Source: CITES annual reports (comp. tabulations) compiled by UNEP-WCMC, 2001.

In the TIGERS Database, Turkey was mentioned in relation to 15 cases, while in Doc. 10.28 (June 1997), Turkey was mentioned in relation to two infractions.

TRAINING AND TRAINING NEEDS IN CANDIDATE COUNTRIES

Training for enforcement officers was conducted in most Candidate Countries in previous years, although only few of them do this on a regular basis. Often these countries are involved in assistance programmes that are briefly described in the section below that provides an overview of the background and various activities of these programmes.

PHARE

The PHARE programme has become a special initiative funded by the European Communities to assist ten Candidate Countries of central Europe in their preparation for accession to the EU. While it does not cover Cyprus, Malta and Turkey, the Commission applies the same management principles as appropriate to these programmes. Extended decentralisation will apply to Cyprus and Malta at the earliest opportunity. The most relevant activity sponsored by PHARE is “*Twinning*”. *Twinning*, as the principal tool of pre-accession assistance for Institution Building, was launched in May 1998, it aims at helping Candidate Countries in their development of modern and efficient administrations, with the structures, human resources and management skills needed to implement the “*acquis communautaire*” (the basic legislation, forming the EU as an entity) to the same standards as the 15 EU Member States.

Twinning provides the framework for administration and semi-public organisations in Candidate Countries to work with their counterparts in Member States. They jointly develop and implement a project that targets the transposition, enforcement and implementation of a specific part of the *acquis communautaire*. The main feature of a *Twinning* project is that it sets out to deliver specific and guaranteed results and not to foster general co-operation. The parties agree in advance on a detailed work programme to meet an objective concerning priority areas of the *acquis*, as set out in the Accession Partnerships. The key input from the Member State administration is the core team made up of at least one pre-accession (candidate) adviser seconded to work full time for a minimum of 12 months in the corresponding ministry in the candidate country and a senior Project Leader responsible for the overall thrust and coordination of the project. They are supplemented by carefully planned and timed missions of other specialists, training events, awareness raising visits, etc. to accompany the reform process towards the targeted result.

Twinning is now operational with 200 Member States’ civil servants in place, advising their counterparts in national administrations on priority *acquis* issues. As for the subject of wildlife trade regulation, only one *Twinning* project is known to exist. It has been developed under the cooperation of the Bulgarian Ministry of Environment and Water, the Austrian Federal Environmental Agency and the German Federal Agency for Nature Protection (*BfN*). It was called “Institutional Strengthening for Implementation of EU Council Regulation No 338/97” and took place in Bulgaria over the last four months of 2001. In this framework, four training seminars on the implementation of CITES and EU Regulations were provided to the Ministry of Environment and Water, Customs Administration, Regional Environment Inspectorates and Scientific Authority of Bulgaria.

Source for background information: <http://europa.eu.int/comm/enlargement/pas/PHARE/intro.htm>

TAIEX

Following the proposal of the White paper “*Preparation of the Associated Countries of Central and Eastern Europe for Integration into the Internal Market of the Union*” in 1995, the Technical Assistance Information Exchange Office (TAIEX) was set up in January 1996 to provide the Associated Countries of Central and Eastern Europe (ACs) with technical assistance on approximation of legislation. The ACs are: Bulgaria, the Czech Republic, Estonia, Hungary, Latvia, Lithuania, Poland, Romania, Slovakia and Slovenia (thus excluding three Candidate Countries: Cyprus, Malta and Turkey). The list of beneficiary countries has since been extended to cover all 13 Candidate Countries.

TAIEX is a Commission Office supported by a PHARE multi-country programme and is now part of the new Directorate General ENLARGEMENT of the European Commission. TAIEX’ function consists of acting as a broker for the transfer of expertise drawn from Member States (MS) officials in all public and semi-public

bodies to their counterparts in the Associated Countries. The TAIEX Office is complementary to existing PHARE programmes and does not replace or overlap with them. Whereas normal PHARE programmes tend to cover long-term projects, TAIEX' main focus of attention lays on short term problem solving. TAIEX provides the following horizontal and sectoral services on the transposition and implementation of the *acquis*:

- 1) Multi-country workshops in Brussels and Member States
- 2) Short-term mobilisation of Member States experts to the Associated Countries
- 3) Study visits of Associated Countries representatives to the European Commission and to MS
- 4) External working groups in the Associated Countries
- 5) Private Sector Associations
- 6) Assistance in the field of Agriculture
- 7) Assistance for Parliament and Legislative Councils
- 8) Assistance for the Finance Sector
- 9) Assistance at sub-national level and associations of local authorities
- 10) Assistance in the field of Justice and Home Affairs
- 11) Assistance in the field of interpretation and translation
- 12) Databases

As for the subject of wildlife trade regulation, there are several occasions in which the support from TAIEX was used. From 1998 to 2001, at least six seminars and study visits were carried out (see Annex V).

Source for background information: <http://cadmos.carlbro.be/whatisTAIEX.asp>

DANCEE

DANCEE stands for Danish Cooperation for Environment in Eastern Europe. Its headquarter is situated in the Danish Environmental Protection Agency (DEPA) within the Danish Ministry of Environment and Energy. The overall objective of DANCEE is to contribute to restoring the global environment in accordance with the recommendations of the UNCED Conference held in Rio de Janeiro in 1992 (Agenda 21). DANCEE provides assistance to a dozen Central and East European countries from Romania in the south to the Baltic countries in the north. The bulk of assistance is directed towards the countries on the Baltic rim, i.e. Estonia, Latvia, Lithuania, Poland and the Russian Baltic region near St. Petersburg and Kaliningrad. A lower level of assistance also goes to other Eastern European countries, Belarus, Bulgaria, the Czech Republic, Romania, Slovakia and Ukraine.

Assistance is provided principally to two different types of projects. One type is technical assistance for very specific projects. The other type of assistance is given to projects that support administrative systems at the institutional level, which in turn will facilitate the entry of East European countries into the EU. In the selection of DANCEE projects, great priority is given to the demonstration value. Environmental assistance is primarily given to projects that will demonstrate the environmental and economic benefit of new technologies. A second selection criterion is the requirement for self-funding. The recipient country must contribute most of the funding for the project. This is a particularly important principle in the case of countries like Poland and the Czech Republic that are best able to afford such schemes and that often fund more than 70% of projects. In other countries, like Romania and Bulgaria, the self-funding level is somewhat lower. On average, East European countries spend three Euros on these environmental projects for every Euro donated by Denmark.

It is a basic principle in project selection that recipient countries must be involved at every stage. Environmental agreements secure close cooperation between Danish and East European environmental authorities, ensuring that the recipient country's wishes and needs remain at the forefront. In addition, under a special arrangement, DANCEE country and programme coordinators maintain frequent contact with a direct cooperation partner representing the environmental authorities in the recipient country.

Concerning wildlife trade regulations, a DANCEE project, *Implementation of CITES and related EU legislation* is running in Estonia, Latvia and Slovakia from October 2000 to October 2002. The activities included are as follows:

Focus on EU Enlargement and Wildlife Trade: Review of CITES Implementation in Candidate Countries

Estonia:

- Two training courses (one from 15 to 19 October 2001 – see Annex V – and one in 2002)
- Acquisition of microchips for the marking of animals and ten detectors for reading and checking
- Workshop on marking and registration in the beginning of 2002
- Acquisition of *Green Parrot* software and distribution to stakeholders

Latvia:

- Study tour to Denmark for the Management and Scientific Authorities, for the Customs officers, the Sanitary Border Inspection, the State Environmental Inspection and the State Police
- Training courses for these enforcement bodies
- Acquisition of CITES Identification Manuals
- Acquisition of *Green Parrot* software
- Acquisition of microchips with detectors and registration software

Slovakia:

- Study tour to Denmark (June 2001) for the Management and Scientific Authorities, for the Customs, the Police, the Slovak Environmental Inspection and the zoological garden
- Legal workshop including the proposal of new CITES legislation (May 2001) for the Management Authority, the Slovak Environmental Inspection and district offices
- Marking and legislation workshop (December 2001) for the State Nature Conservancy, the Slovak Environmental Inspection, the Customs and the Scientific Authority
- Three training seminars in various localities on the identification and registration of CITES specimens (June/July 2002) for district officers responsible for registration and Slovak Environmental Inspection
- One week training seminar on the identification of CITES specimens and various kinds of smuggling (September/October 2002) for Custom officers and Slovak Environmental Inspection
- One week training seminar on various kinds of CITES infringements, related national legislation, cooperation with Customs and other enforcement bodies and on the identification of CITES specimens (in 2002) for the Police
- Acquisition of a computer, notebooks, microchips readers for the Scientific Authority, the Slovak Environmental Inspection and the Customs

In addition, Lithuania participates in the project as an observer. Several specialists and officers from implementing institutions took part in two seminars. It also occurs that other countries participate in seminars.

Source for background information: <http://mst.dk/dancee-uk/Default.htm>

Overall

In the questionnaires sent by TRAFFIC Europe to Candidate Countries, representatives indicated problems met with the implementation and enforcement of CITES and it became obvious that, despite the range of efficient assistance programmes, the need for training is still high on the list. Most countries initiated efforts at national level to tackle the problem, e.g. including courses on CITES in the general education of Customs officers and organising training workshops. However, such initiatives are usually limited, occurring only on occasional bases. One country that has been very active with this regard was the Czech Republic. In addition to the general education and regular training of Customs, Police and inspectors, there have been several international seminars in the country (see Annex V) and the authorities have participated in many seminars abroad. In addition, the Czech Ministry of Environment has concluded an agreement on cooperation with the French Ministry of Environment, under which a visit of Czech CITES experts to France was planned later in 2001. The main goal of this visit was CITES implementation in France with particular attention to EU Wildlife Trade Regulations.

Other countries that reported regular training of Customs and/or many self-initiated activities were Hungary, Poland and Slovenia. In Hungary, training seminars and presentation on CITES at official events were organised on a regular basis for the Customs. The country participated in several programmes organised by the European Commission and individual countries, is currently the regional representative for Europe of the CITES Animals

Focus on EU Enlargement and Wildlife Trade: Review of CITES Implementation in Candidate Countries

Committee and also actively assisted with the preparation of the first European Animals Committee Meeting held in Bonn from 12 to 14 November 2001 (responsible for the scientific programme and for the compilation of the agenda – see Annex V). The Polish Customs officers organised a training on CITES enforcement related matters. Occasionally, representatives of the Polish Management Authority take part in such training sessions as lecturers. At the end of 2001 or early 2002, a CITES seminar was planned for border veterinarians and plant health inspectors and for Custom Inspectorate's officers. Further, the country has participated in several training seminars and study visits abroad. Slovenia has organised and is planning to hold more national training seminars for the different enforcement bodies. Representatives of CITES bodies also participated in several training seminars abroad. The International Meeting of the European Wildlife Enforcement Group of Interpol will presumably take place in Slovenia in 2002.

Other nations that provided interesting information on training activities but mainly through the assistance programmes were, Bulgaria (PHARE *Twinning* project), Estonia (DANCEE), Latvia (DANCEE) and Slovakia (DANCEE). The countries that showed least activity related to training on CITES implementation and enforcement matters, either through assistance programmes or regular national efforts, were Cyprus, Lithuania, Malta, Romania and Turkey. None of these countries have been targeted by or made extent use of PHARE, TAIEX and DANCEE. Cyprus has not organised any training seminars for enforcement officers, but is planning to do so in 2002. Lithuania is only an observer in the DANCEE project, but has not initiated any additional activities. Malta has conducted a series of seminars on CITES awareness for Customs. Romania has organised a training seminar regarding CITES for Management and Scientific Authorities, for Customs, Police and other groups in October 2000. Turkey has started a hunting-certificate training programme, including necessary information on wildlife trade as well as international conventions, and is planning to organise training seminars for Management Authorities and Customs before the end of 2002.

NGO SUPPORT – CASE STUDY: TRAFFIC EUROPE - CANDIDATE COUNTRIES PROGRAMME

Although the primary responsibility regarding measures to be taken for EU accession lies with Candidate Countries governments themselves, there are many activities and programmes granted by the European Commission and EU Member States to assist them in this process. Additionally, NGOs (Non-Government Organisations) that often benefit of flexible operations, rapid execution and less administrative procedures, may also play a role with regard to identifying certain problems, supporting initiatives, enhancing exchange of information and stimulating capacity building and training. Looking specifically at wildlife trade, TRAFFIC with more than 25 years experience in the area, seems to be an interesting case to illustrate how such programme or organisation can certainly contribute to efforts made by national and international authorities in Candidate Countries in improving CITES implementation and enforcement.

TRAFFIC is the wildlife trade monitoring programme of WWF-World Wide Fund For Nature and IUCN-The World Conservation Union. TRAFFIC's mission is to ensure that trade in wild plants and animals is not a threat to the conservation of nature. The TRAFFIC Network consists of TRAFFIC International, headquarter based in Cambridge, UK, seven regional offices and 16 national or programme offices worldwide. TRAFFIC Europe is responsible for a wide geographical area ranging from Greenland at the western end to Kamchatka bordering the Bering Sea in the east, including the CIS (Commonwealth of Independent States). It is composed of a Regional office, based in Brussels, five national offices based in France, Germany, Italy, Russia and Sweden, as well as the TRAFFIC Europe – Candidate Countries programme office that started in Budapest on 1 October 2002, but activities and projects are not restricted to these countries. TRAFFIC Europe not only assists the European Commission with regard to the implementation of the EU Wildlife Trade Regulations in the EU Member States, but also works on projects targeting other European countries. For example, as early as in 1993, market surveys were carried out in Poland, Czechoslovakia and Hungary to evaluate exotic live animal species and volumes in trade. Additionally, TRAFFIC Europe regularly participates in training seminars and CITES workshops in Central and Eastern European countries.

TRAFFIC Europe is well aware of the important impact of EU enlargement on economic, social and environmental aspects, in particular wildlife trade. It has therefore committed to respond to the extent possible to needs expressed by CITES authorities in Candidate Countries to help prevent unregulated and unsustainable

Focus on EU Enlargement and Wildlife Trade: Review of CITES Implementation in Candidate Countries

wildlife trade. The creation of a TRAFFIC programme office has been planned and was made possible with the support of the Austrian Ministry of Environment, WWF-Austria and WWF Hungary. It is called the TRAFFIC Europe – Candidate Countries (TEUR-CC) programme, hosted by WWF Hungary Programme in Budapest. The goal of this programme is to strengthen the institutional capacities, legal mechanisms and national structures for the sound management of wildlife trade in EU Candidate Countries and promote the appropriate framework for the sustainable use of wild resources in the region with a view to EU enlargement.

Because it was not feasible to initiate activities with the 13 Candidate Countries requests at once, five countries were given the priority: the Czech Republic, Hungary, Poland, Slovakia and Slovenia. The selection was based on certain criteria, such as status of the accession agenda, size of the country, human population, economic activity, geographic coherence and current versus future EU borders. Further, the levels of wildlife trade and the problems related to CITES implementation and enforcement have been taken into consideration. Although these are priority States, TRAFFIC Europe will incorporate all Candidate Countries in numerous activities, such as exchange of information and answer all relevant questions with regard to CITES, EU Wildlife Trade regulations, sources of data, etc. whenever possible.

In addition to the main goal, five sub-objectives have been formulated:

- 1) Contribute to strengthening the capacity of relevant institutions in Central-Eastern Europe to control domestic and cross-border trade in wildlife and their parts and derivatives.
- 2) Foster the development of appropriate tools and structures for the sound management of wildlife trade in Central-Eastern Europe and the implementation of the Council Regulation (EC) No. 338/97.
- 3) Build and/or strengthen the institutional capacity of relevant agencies and organizations to ensure the sound management of wildlife trade Central-Eastern Europe.
- 4) Understand the economic dimensions of wildlife use and trade in the region in order to generate incentives that can drive the activity towards sustainability.
- 5) Develop guidelines for sustainable wildlife trade management based on the biological and ecological characteristics in Central-Eastern Europe and countries of origin of specimens in trade in the region.

Each of these sub-objectives have been further defined by the planning of certain activities and the implementation of the TEUR-CC programme is expected to bring the following results in the five priority countries:

- Legislation, regulations, policies and guidelines pertaining to wildlife trade control in the five priority countries are updated to comply with the Council Regulation (EC) No. 338/97 and with the specific demands and characteristics of each country.
- An informal network of contacts is established with EC institutions, international organisations (Interpol, World Customs Organisation etc.) to enhance awareness about regulations, tools and efficiency of enforcement at international level in the region.
- Training and capacity building mechanisms for control and enforcement personnel are institutionalised in the five priority countries.
- Wildlife trade in the five priority countries is better understood (species, volumes, channels, purposes etc.), levels of illegal trade are decreased through effective monitoring and trade control infrastructures.
- Realistic, effective and timely controls and incentives are in place to drive wildlife trade into sustainability.
- National and regional users' friendly database on wildlife trade are established or improved and made accessible to all relevant government agencies and stakeholder groups for appropriate conservation actions.
- General public understanding and awareness of wildlife trade issues have significantly improved.

This TEUR-CC programme is planned to be carried out within three years, but, as long-term support on these kind of matters is required, there may be a possibility to increase its duration or even establish a permanent TEUR-CC office.

CONCLUSIONS

CITES Implementation

The quality of the CITES implementing legislation varies greatly between the countries. For example, Slovakia has laws that have a high level of compliance with CITES provisions and is currently working on the adoption of a new law. Other countries have more difficulties and are not always making extent use of the advice and assistance provided by the CITES Secretariat as well as the EU institutions, or from international co-operation or development programmes, to draft or adopt new laws.

CITES Administration and Enforcement

Human resources

Looking at number of staff members that compose the Management and Scientific Authorities, there are large differences between the Candidate Countries. The number of people working for the Management Authority was generally between one (for Latvia) and five (for Bulgaria and Poland), although Turkey mentioned to have 31 staff members, but this could be for a department where not only CITES matters are dealt with. Excluding the latter, the average number of employees was three. However, in order to be able to compare these figures one also need to take into consideration the working hours of the staff members. For two countries, Bulgaria and Malta, these hours were not clear. In Turkey, the 31 staff members were working on CITES for a total of 495 hours per week. For the ten remaining countries, this weekly figure ranged from 4 hours (in Latvia and Lithuania) and 90 hours (in Hungary and Romania), with an average of 51 hours per week. Usually, certain national institutes for flora and fauna are appointed as the Scientific Authority. These institutes often work upon request by the Management Authority and do not have specific persons appointed to work on CITES. Therefore, in most cases, it is not clear how many people work as a Scientific Authority or how much time they generally spend on CITES issues. Eight countries did mention the staff number, which lay between one (for Estonia) and five (for the Czech Republic, Hungary and Slovenia). Five countries mentioned the hours spent on CITES per week, which lay between four (for Estonia) and 95 (for the Czech Republic).

Permits and Certificates

The average numbers of permits and certificates issued per year also differed considerably between countries. The period considered to assess the level of administrative work involved was, 1995 to 2000. However Bulgaria gave records from 1996 to 2000, Malta from 1992 to 2000 and Romania, Slovenia and Turkey from 1998 to 2000. The number of import permits issued annually varied from zero (for Malta) to 470 (for the Czech Republic), with an average of 87 per year. The number of export permits granted each year varied from four (for Bulgaria) to 506 (for the Czech Republic), with an average of 100 per year. The number of re-export certificates varied from three (for Estonia) to 220 (for Hungary), with an average of 41. Based on these figures, the Czech Republic was the most important importer and exporter, with numbers of permits issued far above the average. It was also the second largest re-exporter, after Hungary, issuing an average of 114 re-export certificates per year.

Convictions

It is obvious that not many countries ever had convictions for cases of illegal trade. The Czech Republic mentioned many fines imposed and also some persons that had been charged by criminal offence, which means that they may have been punished by jail sentence due to additional infractions, e.g. against Customs and tax regulations or cruelty towards live animals. Hungary did not provide a detailed overview of the convictions, but mentioned that there was several court cases each year that close with confiscation or fine. The strictest conviction was 1.5-year imprisonment (suspended sentence) given in 1996. Malta provided a table with information on confiscations, fines and imprisonments. Slovakia mentioned one case in which a punishment of four months of suspended sentence was imposed. Slovenia has one case prosecution in progress and three under investigation. It is possible that these are closed with fines or jail sentences. Turkey provided information on cases from 1998 to 2001, some of which were closed with a fine. Seizures and confiscations were much more common and widely used as a tool to punish illegal trade. Overall, it is obvious that confiscation is easier applicable than fine or imprisonment. This can be a result of several factors. The legislation may not be

appropriate to impose a stricter punishment, the co-operation between the different authorities is not efficient or the prosecutors do not consider illegal trade in endangered species to be an important criminal offence.

Constrains

Problems indicated by countries regarding the implementation and enforcement of CITES probably cover the entire range of possible difficulties. Most abundant was the lack of resources (equipment and literature), mentioned by seven countries. This was followed by the lack of awareness, knowledge and/or expertise amongst authorities (Management Authorities, Customs, Police, inspectors, prosecutors and/or Court Magistrates) and by the lack of personnel at Management Authorities, Customs and inspection, both mentioned by six countries. Then the lack of efficient communication and co-ordination, including the co-operation between authorities, and the lack of finances, in general or for specific projects or activities, were both mentioned by five countries. Other problems included the poor awareness on CITES and the EU Wildlife Trade Regulations amongst the general public, ineffective formulation of legislation, limited powers of inspectors, lack of rescue centres, insufficient international co-operation and lacking information and expertise regarding scientific techniques (such as DNA fingerprinting). Most striking was that the only country that actually mentioned the need for stronger court cases was Malta, the only country that regularly punished infringements with jail sentence.

Activities

The countries were often involved in various activities to address the constrains they were facing and improve CITES implementation and enforcement. All countries mentioned national training activities for authorities and enforcement officers, four (Bulgaria, Estonia, Latvia and Slovakia) were able to organise seminars through international co-operation programmes (PHARE and DANCEE) and three included training on CITES related issues in the general education of the Customs. Twelve countries mentioned efforts to educate the general public and traders, three of which (Bulgaria, Estonia and Slovakia) were able to set up awareness campaigns through international co-operation programmes (PHARE and DANCEE). Some countries were especially active in educating the public. The Czech Republic went beyond the regular activities, such as brochures and posters, and organised exhibitions, gave lectures and produced videos. Ten countries participated in international workshops and study visits. Many of these activities were financed by TAIEX and DANCEE (e.g. study tours to the Netherlands and Denmark), but also the German Management Authority has been active in organising seminars and workshops that were regularly attended by Candidate Countries. There was also one bilateral agreement on co-operation between the Ministries of the Environment in the Czech Republic and France. Only few countries such as Cyprus and Malta did not attend international training events and were not involved in specific international co-operation programmes. Seven countries mentioned internal changes in personnel, equipment and co-ordination, four of which (Estonia, Latvia and Slovakia) were able to purchase equipment, such as microchips, detectors, registration software, identification manuals and the UK Green Parrot software, through the DANCEE programme. The Czech Republic and Hungary mentioned agreements on national co-ordination between authorities.

Need for Assistance

Among many activities for improving CITES implementation and enforcement, the countries would like to receive assistance from the CITES Secretariat and/or the European Commission or through other channels, such as international co-operation programmes and initiatives by individual Member States. Nine countries mentioned they wanted to be supported with training. This would mainly have to target the enforcement officers, but Malta specifically indicated the need to raise awareness among persons responsible for issuing court sentences. Three countries would like to ask for assistance in achieving better international co-operation, three countries mentioned the need for assistance in purchasing resources and three countries thought that it would be useful if the CITES Secretariat and/or the European Commission could put some pressure on their national authorities (e.g. Minister of the Environment), which could be achieved by writing a letter that explains the importance of CITES and the need to develop compatible institutional and enforcement bodies. Other issues for which there was mentioned to be a need for assistance included establishment or organisation of implementing and enforcement systems, improvement of legislation, obtaining additional finances, raising public awareness and establishing rescue centres. More specific requests came from the Czech Republic, Latvia, Malta and Slovakia. The Czech Republic would like to obtain special enforcement equipment that is not available in their country or that is possibly less expensive in the EU. Latvia is trying to develop the Nature Conservation Board or Agency

as a better Management Authority and could use advice in doing so. Malta would like to raise the knowledge and availability of important techniques to enforce the CITES provisions, such as forensics and X-ray machines, and Slovakia would like to obtain information about newly used smuggling methods and main smuggling routes.

Outline of Legal Wildlife Trade

Annual Reports

The submission of CITES annual reports from 1992 to 1999 was variable from country to country. At that time, Lithuania and Slovenia had not acceded to CITES and, thus did not submit an annual report. Latvia and Turkey only became Parties in 1997 and 1996 respectively and started submitting their reports in 1997. Cyprus and Romania both failed to complete this task for six years within the relevant study period.

Overall Trade

The following table shows the number of specimens from CITES-listed species traded by the 13 Candidate Countries from 1992 to 1999, excluding specimens reported in units other than number (such as kilogrammes and cubic metres). Based on these numbers, the top-six traders are Turkey, Bulgaria, Hungary, Poland, the Czech Republic and Malta. Except for Bulgaria, these countries showed a market that was quite stable over the years and often involved many different species and trade partners. For Bulgaria, however, it seemed that the high trade figure was caused by just a few specific and large trade transactions.

Table 105.

Numbers of CITES specimens traded by Candidate Countries in 1992-1999.

Nr.	Candidate country	Import	Export	Re-export	Origin*	Total
1	Turkey	169,841	93,345,640	28,605,156	24,421,039	146,541,676
2	Bulgaria	4,543	5,058,943	96	15,004	5,078,586
3	Hungary	749,942	771,821	551,606	101,712	2,175,081
4	Poland	623,766	919,612	35,361	3,068	1,581,807
5	Czech Republic	318,359	217,373	14,722	5,316	555,770
6	Malta	140,383	128,034	8,182	355	276,954
7	Romania	128,777	999	54	67	129,897
8	Estonia	15,656	90,489	24	6	106,175
9	Slovenia	54,777	2,077	176	1,216	58,246
10	Cyprus	50,481	2,788	159	314	53,742
11	Slovakia	23,852	23,371	1,423	227	48,873
12	Lithuania	2,972	28	962	1	3,963
13	Latvia	1,031	202	63	2	1,298
	Total	2,284,380	100,561,377	29,217,984	24,548,327	156,612,068

Source: CITES annual reports (comp. tabulations) compiled by UNEP-WCMC, 2001.

* Origin in a candidate country, but re-export by another country (origin minus direct export).

Table 106 shows the number of wild specimens of CITES-listed species traded by the thirteen Candidate Countries in the period from 1992 to 1999, again excluding specimens reported in units other than number. Based on these numbers, the top-six traders of wild specimens consists of the same countries as the top-six traders in all specimens, only in a different order, namely Turkey, Hungary, the Czech Republic, Poland, Malta and Bulgaria. Turkey's trade consisted for 95% of wild specimens, for Hungary this percentage was 37%, for Malta 29% and for the Czech Republic 28%.

Table 106.
Numbers of wild CITES specimens traded by Candidate Countries in 1992-1999.

Nr.	Candidate country	Import	Export	Re-export	Origin*	Total
1	Turkey	149,655	87,280,232	28,604,640	23,142,193	139,176,720
2	Hungary	360,057	230,521	206,491	10	797,079
3	Czech Republic	145,450	409	8,296	175	154,330
4	Poland	123,652	79	13,458	0	137,189
5	Malta	80,723	26	612	300	81,661
6	Bulgaria	438	53,706	41	2	54,187
7	Slovakia	17,867	304	721	30	18,922
8	Slovenia	11,214	101	152	14	11,481
9	Cyprus	6,158	1,316	4	281	7,759
10	Romania	6,410	826	0	44	7,280
11	Lithuania	2,446	13	3	0	2,462
12	Estonia	458	287	12	3	760
13	Latvia	653	53	2	0	708
	Total	905,181	87,567,873	28,834,432	23,143,052	140,450,538

Source: CITES annual reports (comp. tabulations) compiled by UNEP-WCMC, 2001.

* Origin in a candidate country, but re-export by another country (origin minus direct export).

Table 107.
Numbers of CITES specimens per species category traded by Candidate Countries in 1992-1999.

Species	Term	Import	Export	Re-export	Origin*	Total
Amphibians	Live	561	4,655	157		5,373
	Other	1				1
Birds	Live	159,857	56,428	6,457	2,491	225,233
	Other	2,505	53,961	44	10	56,520
Fish	Live	185,634	363,700	243,748	1,485	794,567
	Other	167,021	347	1,314		168,682
Invertebrates	Live	14,710	1,179,741	507	62,638	1,257,596
	Other	53,191	1,551	5	3,494	58,241
Mammals	Live	5,382	2,890	1,100	797	10,169
	Other	136,731	2,080	69,645	56	208,512
Plants	Live	967,294	98,629,633	28,615,645	15,791,377	144,003,949
	Other	104,533	216,587	6,717	8,666,746	8,994,583
Reptiles	Live	94,804	48,375	7,494	3,948	154,621
	Other	392,156	1,429	265,151	15,285	674,021
	Total	2,284,380	100,561,377	29,217,984	24,548,327	156,612,068

Source: CITES annual reports (comp. tabulations) compiled by UNEP-WCMC, 2001.

* Origin in a candidate country, but re-export by another country (origin minus direct export).

Specimens

There was a high variety in the specimens involved in the overall trade. Some countries were quite specialised to certain specimens (e.g. Turkey's trade market consisted for 99% of live plants and roots), while other countries showed a more variable market (e.g. Hungary and the Czech Republic). However, there were a few categories of specimens most dominantly present in the trade data (Table 107, see also Annex IV). The largest category consisted of live plants, mainly traded by Turkey, followed by other plant specimens that mainly involved plant roots with origin in Turkey (about 70% or more than eight million roots from *Cyclamen* spp., *Galanthus* spp. and

Sternbergia spp.). The third largest category in trade was composed of live invertebrates, mostly *Hirudo medicinalis* exported by Turkey (about 90% or more than one million specimens).

Other large categories were the live fish and the other reptile specimens (excluding live reptiles). The fish were mainly imported by Romania (68%) and Hungary (22%), exported by Poland (65%) and Hungary (35%), re-exported by Hungary (98%) and with origin in Hungary, but re-exported by other countries (100%). The other reptile specimens (excluding live reptiles) were mainly imported by Hungary (50%) and Turkey (36%) and re-exported by Hungary (98%). Further, live birds were mainly imported by Malta (51%) and the Czech Republic (32%) and exported by the Czech Republic (88%). Other mammal specimens (excluding live mammals) were mainly imported by Hungary (76%) and Poland (14%) and re-exported by Hungary (71%) and Poland (27%). The imported fish specimens were mainly fish eggs imported by Hungary (88%) and the live reptiles were mainly imported by the Czech Republic (79%) and exported by Turkey (47%) and the Czech Republic (45%).

Table 108.

Numbers of wild CITES specimens per species category traded by Candidate Countries in 1992-1999.

Species	Term	Import	Export	Re-export	Origin*	Total
Amphibians	Live	338		42		380
	Other					
Birds	Live	130,291	399	4,745	409	135,844
	Other	2,293	53,846	14		56,153
Fish	Live	6,014	10,000	680		16,694
	Other	100,021	244			100,265
Invertebrates	Live	14,263	429,005	507	51,045	494,820
	Other	34,709	152	2	3,344	38,207
Mammals	Live	838	75	115	13	1,041
	Other	81,877	1,347	39,661	45	122,930
Plants	Live	146,199	87,056,207	28,600,012	14,930,042	130,732,460
	Other	8,652	126		8,157,218	8,165,996
Reptiles	Live	44,915	15,155	4,739	654	65,463
	Other	334,771	1,317	183,915	282	520,285
Total		905,181	87,567,873	28,834,432	23,143,052	140,450,538

Source: CITES annual reports (comp. tabulations) compiled by UNEP-WCMC, 2001.

* Origin in a candidate country, but re-export by another country (origin minus direct export).

Looking specifically at the trade in wild specimens, it becomes obvious that live plants and plant roots traded by Turkey were most abundant in the trade data, followed by other reptile specimens (e.g. skins), live invertebrates (e.g. *Hirudo medicinalis*), live birds (e.g. parrots), other mammal specimens (e.g. skins), other fish specimens (e.g. eggs) and live reptiles (Table 108, see also Annex IV). Generally, the characteristics of the trade in these categories concerning wild specimens were quite similar as those concerning all specimens. The only exception was the export of live birds by the Czech Republic that did not involve many specimens taken from the wild.

The specimens reported in units other than numbers showed a lot of variation, from kilogrammes of invertebrate bodies to grammes of plant seeds. The trade in sturgeon eggs was most dominant and involved a total of 62,617.642 kilogrammes (see Annex IV). Most of this trade concerned re-export by Turkey (58%).

Trading partners

The most important trading partners of the Candidate Countries were represented by small groups of countries. The top five countries of origin for specimens imported by the Candidate Countries consisted of the Netherlands, the USA, Indonesia, Turkey and Sudan, together the origin for 61% of all imported specimens. The Netherlands was mainly the origin for live plants (99%), the USA for live sturgeon (39%), sturgeon eggs (39%) and seeds (20%), Indonesia for reptile specimens (88%), Turkey for live plants (> 99%) and Sudan for reptile specimens (>99%). Indonesia, Turkey and Sudan provided the highest percentages of wild specimens (> 95% each).

The top five countries of destination for specimens exported by the Candidate Countries consisted of the Netherlands, Germany, Switzerland, Sweden and Denmark. The Netherlands alone was the destination for 95% of all exported specimens, mainly live plants (> 99%). Germany was mainly the destination for live invertebrates (74%) and live sturgeon (18%), while Switzerland, Sweden and Denmark were mainly destinations for live plants (all > 99%). Switzerland and the Netherlands imported the highest percentages of wild specimens (more than 90% each), followed by Denmark (40%) and Germany (27%).

The top five countries of origin for specimens re-exported by the Candidate Countries consisted of Georgia, Russia, Sudan, Colombia and Peru. Georgia alone was the origin for 98% of all re-exported specimens, mainly live plants (> 99%). Russia was mainly the origin for live sturgeon (98%), Sudan and Colombia for reptile specimens (> 99%) and Peru for mammal specimens (> 99%). Georgia and Sudan provided the highest percentages of wild specimens (more than 95% each), followed by Peru (51%).

The top five countries of destination for specimens re-exported by the Candidate Countries consisted of the Netherlands, Italy, Germany, France and Belgium. The Netherlands alone was the origin for 98% of all re-exported specimens, mainly live plants (> 99%). Italy was mainly the origin for reptile specimens (99%), Germany for live sturgeon (54%) and mammal specimens (44%) and France and Belgium for live sturgeon (> 99%). The Netherlands and Italy imported the highest percentages of wild specimens (respectively > 99% and 67%), followed by Germany (25%).

In general it seems that the transit role of Candidate Countries for specimens originating from Asia, Africa and South America and destined to EU Member States can be confirmed.

Illegal Trade and Infractions

The countries that were most often mentioned in relation to seizures of illegally traded specimens were the Czech Republic, Poland and Malta. The Czech Republic reported 11,840 seized specimens, the majority of which was destined to this country. Especially in 1998 and 1999, lots of seizures were made. The Czech Republic was mentioned in the TIGERS Database with 79 cases and in Doc. 10.28 (June 1997) with 13 infractions. The Management Authority also provided additional comments on illegal trade within its borders, but although illegal trade market is recognised and seems to be actively dealt with, the level of smuggling might still be significant.

Poland was present in the trade data with 524 seized specimens, the majority of which was reported by other countries and either imported, exported or re-exported by Poland. Especially in 1998, lots of seizures were made. Poland was also mentioned in the TIGERS Database with 119 cases and in Doc. 10.28 (June 1997) with seven infractions. The Management Authority provided some additional information, but generally it seems like increased controls and stricter measures are required to efficiently deal with the illegal market in this country.

Malta was present in the trade data with 1,912 specimens, the majority of which was reported and also imported by this country. Malta was mentioned in the TIGERS Database with nine cases and in Doc. 10.28 (June 1997) with five infractions. In addition, the Management Authority provided some additional comments on the illegal trade in their country and the related court cases that occasionally end with fines or even imprisonment. Similar to the Czech Republic, it seems like Malta recognises and actively deals with the illegal trade market.

It was obvious that the four sources for data on illegal trade provided a lot of complementary information and showed little overlap. The quantity of information presented for the countries depends not only on their activities to combat smuggling, but also on the exchange of information between the Customs and the Management Authorities and the reporting to international authorities.

Training and Training Needs

Training activity are taking place in all Candidate Countries, except in Cyprus. It is obvious that some countries are more active than others when it comes to national training efforts as well as organisation of and participation in international seminars. This can be caused by several factors. Lack of finances probably plays a role in many

Focus on EU Enlargement and Wildlife Trade: Review of CITES Implementation in Candidate Countries

countries. Further, the assistance programmes are not always accessible for all countries. E.g. DANCEE does not focus on Cyprus, Hungary, Malta, Slovenia and Turkey.

The participation of EU Member States in Candidate Countries training is still quite limited. Denmark is most active through its DANCEE programme. Germany also organises many study visits and training seminars and has cooperated with Austria to support Bulgaria in a *Twinning* project. The Netherlands has organised one study visit and France has an agreement on cooperation with the Czech Republic.

NGO Support

Additionally to activities by the authorities of the Candidate Countries and support by the EU Commission and the individual EU Member States, NGOs can play very important roles with regard to identifying certain problems, supporting initiatives, enhancing exchange of information and stimulating capacity building and training. The TRAFFIC Europe – Candidate Countries programme, set up with support of the Austrian Ministry of Environment, WWF-Austria and WWF Hungary and hosted by the WWF Hungary Programme in Budapest, is an example of targeted assistance to five priority Candidate Countries (the Czech Republic, Hungary, Poland, Slovakia and Slovenia).

RECOMMENDATIONS

CITES Implementation

The Management Authorities of the Candidate Countries should exchange information, comments, ideas and advice with regard to the CITES implementing legislation, e.g. by organising or participating in international workshops on this subject. It could be useful to identify certain countries that have good legislation, could serve as example and take the lead on certain discussions (e.g. Slovakia). The CITES Secretariat, in accordance with Resolution Conf. 8.4, and the EU Commission should provide guidance and advice in that process.

CITES Administration and Enforcement

The EU Commission should consider contacting the relevant Ministries responsible for CITES in the Candidate Countries, in particular in the Czech Republic, Hungary and Slovenia, and stress the importance of effective implementation and enforcement and future compliance with the EU Wildlife Trade Regulations. Such a letter should contain data on the legal and illegal wildlife trade by their countries and information on the possible consequences of lacking responsibility and inclusion in the Single Market. Further, the EU Commission should encourage the hiring of additional personnel, the purchase of relevant resources and the training of Customs, Police, Inspectorates and Judges.

The Management Authorities of the Candidate Countries should make extensive use of the existing assistance programmes, such as PHARE, TAIEX and DANCEE in order to improve the conditions in their countries. Further, they should communicate their activities with regard to such programmes and with regard to national and international initiatives for the training of authorities to the Management Authorities of the other Candidate Countries and facilitate the exchange of information and the promotion of co-operation, especially with Cyprus, Malta and Turkey. This could be achieved by the formation of a committee or a discussion group that targets this subject, possibly including the organisation of annual meetings.

Where appropriate, the EU Commission and the EU Member States should provide technical and financial assistance to the Candidate Countries and enhance the possibilities to carry out activities for the improvement of CITES implementation and enforcement. In addition to the workshops and study visits organised by Germany and the Netherlands, the assistance programme by Denmark and the Austrian and German assistance to Bulgaria through a *Twinning* project, there is a need for expanded and co-ordinated co-operation between the EU Member States and the Candidate Countries. The European Commission could also encourage the dialogue between Member States and Candidate Countries on management, scientific and enforcement issues, by inviting for

example representatives of Candidate Countries as observers to the meetings of the Scientific Review Group, the Committee and the Enforcement Group.

Outline of Legal Wildlife Trade

The Management and Scientific Authorities of the Candidate Countries should use trade data presented in this report. The additional information provided by the annual reports of their trading partners could provide more insights in their involvement in the international markets and thus could improve the required enforcement activities as well as the communication with these trading partners. Especially the Management and Scientific Authorities of the six largest traders (Turkey, Bulgaria, Hungary, Poland, the Czech Republic and Malta) should consider the categories that involved large numbers of specimens taken from the wild.

Illegal Trade and Infractions

The Management Authorities and the Customs of the Candidate Countries should confirm or improve the communication on seizures between themselves as well as to other countries involved and to the international authorities. They should study the data presented in this report on its completeness and, if many seizures are lacking, review their reporting methods. Further, in case illegal trade is most often detected by trading partners and not by the country itself, there may be a serious need for increased controls and stricter measures.

Training and Training Needs

It is important that Candidate Countries reach a comparable level of training and that Cyprus, Lithuania, Malta, Romania and Turkey in particular are more involved in the process. International cooperation and exchange of information between the Candidate Countries needs to be improved in order for everyone to be aware of funding opportunities and scheduled seminars and for existing activities to be more efficiently utilised. Further, PHARE, TAIEX and DANCEE are useful in providing assistance in many countries. It is important that these programmes continue to exist and are intensified. Detailed information on the possibilities, criteria and application procedures should be distributed in all Candidate Countries.

The experience and expertise of Member States should be stimulated and expanded, e.g. through PHARE *Twinning* and TAIEX study visits.

NGO Support

The TRAFFIC Europe – Candidate Countries (TEUR-CC) programme should use this report as a guide for its future activities, with a special focus on the recommendations defined above. TRAFFIC Europe should work to ensure that TEUR-CC can become a long-term programme for assisting the five priority countries and for expanding assistance to other countries as well.

REFERENCES

- Anon. (2002a). <http://education.yahoo.com/search/fb?p=Bulgaria> viewed October 2002.
- Anon. (2002b). <http://education.yahoo.com/search/fb?p=Cyprus> viewed October 2002.
- Anon. (2002c). <http://education.yahoo.com/search/fb?p=Czech+Republic> viewed October 2002.
- Anon. (2002d). <http://education.yahoo.com/search/fb?p=Estonia> viewed October 2002.
- Anon. (2002e). <http://education.yahoo.com/search/fb?p=Hungary> viewed October 2002.
- Anon. (2002f). <http://education.yahoo.com/search/fb?p=Latvia> viewed October 2002.
- Anon. (2002g). <http://education.yahoo.com/search/fb?p=Lithuania> viewed October 2002.
- Anon. (2002h). <http://education.yahoo.com/search/fb?p=Malta> viewed October 2002.
- Anon. (2002i). <http://education.yahoo.com/search/fb?p=Poland> viewed October 2002.
- Anon. (2002j). <http://education.yahoo.com/search/fb?p=Romania> viewed October 2002.
- Anon. (2002k). <http://education.yahoo.com/search/fb?p=Slovakia> viewed October 2002.
- Anon. (2002l). <http://education.yahoo.com/search/fb?p=Slovenia> viewed October 2002.
- Anon. (2002m). <http://education.yahoo.com/search/fb?p=Turkey> viewed October 2002.

QUESTIONNAIRE

To evaluate the enforcement of CITES for the purpose of preparing accession to the EU

Country: _____.

Questionnaire completed by: _____.

Date: _____.

Part I: Enforcement measures and training

- 1) How many **permits and certificates** does your country issue per year (on average for the period from 1995 to 2000)?

Import permit	Export permit	Re-export certificate	Other certificates*

* Please specify which kinds of certificates are in this column.

- 2) Does your country have legislation which, in cases of violation of CITES, allows for **prosecution and conviction** of the trader?

Yes _____ No _____.

If yes, have there **ever** been any **convictions**?

Yes _____ No _____.

If yes, please fill in the table on the following page and give details about year, species, numbers of specimens, terms and punishments given.

Year	Species	Number of specimens	Term	Punishment

- 3) Has your country, since COP 10 (June 1997), organised any **training sessions** on enforcement of wildlife laws **or are there plans** to do so prior to COP 12 (November 2002)?

Yes _____ No _____.

If yes, please give date, details about target group (Management/Scientific Authorities, Customs or Police) and details about target subjects.

Part II: Personnel and resources

- 4) Could you please give a list of all **personnel** working as a **Management Authority**, give a general description of their function (including tasks not related to CITES) and give an estimate of the time they spend on CITES related issues (in hours per week)?

Title of post and name of institute	General description of function (including tasks not related to CITES)	Time working on CITES (in hours per week)

- 5) Does your country have a Scientific Authority?

Yes _____ No _____.

If yes, could you please give a list of all **personnel** working as a **Scientific Authority**, give a general description of their function (including tasks not related to CITES) and give an estimate of the time they spend on CITES related issues (in hours per week)?

Focus on EU Enlargement and Wildlife Trade: Review of CITES Implementation in Candidate Countries

Title of post and name of institute	General description of function (including tasks not related to CITES)	Time working on CITES (in hours per week)

- 6) Has your country, since COP 10 (June 1997), made available **additional resources**, for example hired extra personnel or got important equipment, for wildlife trade controls **or are there plans** to do so prior to COP 12 (November 2002)?

Yes _____ No _____

If yes, please give details: ...

Part III: Education and international co-operation

- 7) Has your country, since COP 10 (June 1997) tried to increase **public awareness** about CITES trade controls, for example by publishing brochures, organising TV and radio broadcasts or targeting specific industry or consumer groups, **or are there plans** to do so prior to COP 12 (November 2002)?

Yes _____ No _____

If yes, please give details: ...

- 8) Has your country, since COP 10 (June 1997), initiated or participated in any other **international co-operation** activities with the purpose to improve the implementation and enforcement of CITES, for example in the frame of programmes by the EU Commission (such as PHARE or TAIEX) or by individual countries (such as DANCEE), **or are there plans** to do so prior to COP 12 (November 2002)?

Yes _____ No _____

If yes, please give details: ...

Part IV: Situation outline and need for assistance

- 9) Could you please give a very short explanation of the **major legal and illegal trade trends** related to CITES listed species in your country?

Legal:

Illegal:

- 10) Could you please indicate **problems** in your country related to the **implementation and enforcement of CITES**?

- 11) What activities have been initiated in your country to **target the illegal trade** in CITES listed species and/or the **problems** related to the **implementation and enforcement of CITES**?

- 12) Do you think that there is a **need for assistance** to support above mentioned activities or to support development and initiation of new programmes with the goal to minimize the illegal trade and/or to achieve a better implementation and enforcement of CITES?

Yes _____ No _____

If yes, please give a priority list:

1)

2) etc.

- 13) Do you think that you are well **informed** about the **EU wildlife trade regulation** (Council Regulation (EC) No 338/97 of 9 December 1996 on the protection of species of wild fauna and flora by regulating trade therein) and its implementing and amending Commission Regulations?

Yes _____ No _____

Thank you for your contribution in responding to this questionnaire.

CODES

Country (ISO) codes

AD	Andorra	CR	Costa Rica	HM	Heard and McDonald Islands
AE	United Arab Emirates	CS	Czechoslovakia	HN	Honduras
AF	Afghanistan	CU	Cuba	HR	Croatia
AG	Antigua and Barbuda	CV	Cape Verde	HT	Haiti
AI	Anguilla	CX	Christmas Island	HU	Hungary
AL	Albania	CY	Cyprus	ID	Indonesia
AM	Armenia	CZ	Czech Republic	IE	Ireland
AN	Netherlands Antilles	DD	East Germany	IL	Israel
AO	Angola	DE	Germany	IN	India
AQ	Antarctica	DJ	Djibouti	IO	British Indian Ocean Territory
AR	Argentina	DK	Denmark	IQ	Iraq
AS	American Samoa	DM	Dominica	IR	Iran, Islamic Republic of
AT	Austria	DO	Dominican Republic	IS	Iceland
AU	Australia	DZ	Algeria	IT	Italy
AW	Aruba	EC	Ecuador	JM	Jamaica
AZ	Azerbaijan	EE	Estonia	JO	Jordan
BA	Bosnia and Herzegovina	EG	Egypt	JP	Japan
BB	Barbados	EH	Western Sahara	KE	Kenya
BD	Bangladesh	ER	Eritrea	KG	Kyrgyzstan
BE	Belgium	ES	Spain	KH	Cambodia
BF	Burkina Faso	ET	Ethiopia	KI	Kiribati
BG	Bulgaria	FI	Finland	KM	Comoros
BH	Bahrain	FJ	Fiji	KN	Saint Kitts and Nevis
BI	Burundi	FK	Falkland Islands (Malvinas)	KP	Korea, Democratic People's Republic of
BJ	Benin	FM	Micronesia, Federated States of	KR	Korea, Republic of
BM	Bermuda	FO	Faroe Islands	KW	Kuwait
BN	Brunei Darussalam	FR	France	KY	Cayman Islands
BO	Bolivia	FX	France, Metropolitan	KZ	Kazakhstan
BR	Brazil	GA	Gabon	LA	Lao, People's Democratic Republic
BS	Bahamas	GB	UK	LB	Lebanon
BT	Bhutan	GD	Grenada	LC	Saint Lucia
BV	Bouvet Island	GE	Georgia	LI	Liechtenstein
BW	Botswana	GF	French Guiana	LK	Sri Lanka
BY	Belarus	GH	Ghana	LR	Liberia
BZ	Belize	GI	Gibraltar	LS	Lesotho
CA	Canada	GL	Greenland	LT	Lithuania
CC	Cocos (Keeling) Islands	GM	Gambia	LU	Luxembourg
CD	Congo, Democratic Republic of	GN	Guinea	LV	Latvia
CF	Central African Republic	GP	Guadeloupe	LY	Libyan Arab Jamahiriya
CG	Congo	GQ	Equatorial Guinea	MA	Morocco
CH	Switzerland	GR	Greece	MC	Monaco
CI	Côte D'Ivoire	GS	South Georgia and the South Sandwich Islands	MD	Moldova, Republic of
CK	Cook Islands	GT	Guatemala	MG	Madagascar
CL	Chile	GU	Guam	MH	Marshall Islands
CM	Cameroon	GW	Guinea-Bissau	MK	Macedonia
CN	China	GY	Guyana	ML	Mali
CO	Colombia	HK	Hong Kong	MM	Myanmar

Focus on EU Enlargement and Wildlife Trade: Review of CITES Implementation in Candidate Countries

MN	Mongolia	PT	Portugal	TP	East Timor
MO	Macau	PW	Palau	TR	Turkey
MP	Northern Mariana Islands	PY	Paraguay	TT	Trinidad and Tobago
MQ	Martinique	QA	Qatar	TV	Tuvalu
MR	Mauritania	RE	Réunion	TW	Taiwan, Province of China
MS	Montserrat	RO	Romania	TZ	Tanzania, United Republic
MT	Malta	RU	Russian Federation	UA	Ukraine
MU	Mauritius	RW	Rwanda	UG	Uganda
MV	Maldives	SA	Saudi Arabia	UM	USA Minor Outlying Islands
MW	Malawi	SB	Solomon Islands	US	United States of America
MX	Mexico	SC	Seychelles	UY	Uruguay
MY	Malaysia	SD	Sudan	UZ	Uzbekistan
MZ	Mozambique	SE	Sweden	VA	Vatican City State (Holy See)
NA	Namibia	SG	Singapore	VC	Saint Vincent and the Grenadines
NC	New Caledonia	SH	St Helena and Dependencies	VE	Venezuela
NE	Niger	SI	Slovenia	VG	Virgin Islands (British)
NF	Norfolk Island	SJ	Svalbard and Jan Mayen Islands	VI	Virgin Islands (U.S.)
NG	Nigeria	SK	Slovakia	VN	Viet nam
NI	Nicaragua	SL	Sierra Leone	VU	Vanuatu
NL	Netherlands	SM	San Marino	WF	Wallis and Futuna Islands
NO	Norway	SN	Senegal	WS	Samoa
NP	Nepal	SO	Somalia	XA ¹	French Antilles
NR	Nauru	SR	Suriname	XC ¹	Caribbean
NU	Niue	ST	Sao Tome and Principe	XF ¹	Africa
NZ	New Zealand	SU	Soviet Union	XM ¹	South America
OM	Oman	SV	El Salvador	XS ¹	Asia
PA	Panama	SY	Syrian Arab Republic	XV ¹	Various
PC	former Pacific Trust Territory	SZ	Swaziland	XX ¹	Unknown
PE	Peru	TC	Turks and Caicos Islands	YE	Yemen
PF	French Polynesia	TD	Chad	YT	Mayotte
PG	Papua New Guinea	TF	French Southern Territories	YU	Yugoslavia
PH	Philippines	TG	Togo	ZA	South Africa
PK	Pakistan	TH	Thailand	ZM	Zambia
PL	Poland	TJ	Tadjikistan	ZR	(former) Zaire
PM	St Pierre and Miquelon	TK	Tokelau	ZW	Zimbabwe
PN	Pitcairn	TM	Turkmenistan		
PR	Puerto Rico	TN	Tunisia		
PS	Occupied Palestinian Territory	TO	Tonga		
				¹	Non-ISO Codes

Other geographical codes used in tables

AF = Africa

AS = Asia

CC = Candidate Countries

EU = European Union

OE = Other European Countries

SA = Central and South America

UC = USA and Canada

XX = Unknown

R = Reported

IR = Import reported

ER = Export reported

R(ISO) = Reported by

i(ISO) = import by

e(ISO) = export by

r(ISO) = re-export by

o(ISO) = origin in

Focus on EU Enlargement and Wildlife Trade: Review of CITES Implementation in Candidate Countries

Terms

BAR	bark	GAL	gall	SCA	scales
BEL	belts	GAR	garments	SCR	scraps
BOC	bone carvings	GEN	genitalia	SEE	seeds
BOD	bodies	GRS	graft rootstock	SHE	shells
BON	bones	HAI	hair	SHO	pairs of shoes
BOP	piece - bone	HAN	handbags	SKE	skeletons
BPR	bone products	HOC	horn carvings	SKI	skins
BUL	bulbs	HOP	piece - horn	SKO	skin/leather items
CAL	calipee	HOR	horns	SKP	skin pieces
CAP	carapace	HOS	horn scraps	SKS	skin scraps
CAR	carvings	HPR	horn products	SKU	skulls
CHP	chips of timber	IVC	ivory carvings	SOU	soup
CLA	claws	IVP	piece - ivory	SPE	scientific specimens
CLO	cloth	IVS	ivory scraps	STE	stems
COR	raw corals	LEA	leather	SWI	swim bladders
CST	chess sets	LEG	frog legs	TAI	tails
CUL	cultures	LIV	live	TEE	tooth
DER	derivatives	LOG	logs	TIC	timber carvings
DPL	dried plants	LPL	leather product (large)	TIM	timber
EAR	ears	LPS	leather products (small)	TIP	timber (pieces)
EGG	eggs	LVS	leaves	TIS	tissue cultures
EGL	egg (live)	MEA	meat	TRO	trophies
EXT	extract	MED	medicine	TUS	tusks
FEA	feathers	MUS	musk	UNS	unspecified
FIB	fibres	OIL	oil	VEN	veneer
FLO	flowers	PIE	pieces	WAL	wallets
FOO	feet	PKY	piano keys (sets of)	WAT	watchstraps
FPT	flower pots	PLA	plates	WAX	wax
FRN	items of furniture	POW	powder	WOO	wood products
FRU	fruit	ROO	roots		
GAB	gall bladders	SAW	sawn wood		

Units

BAG = bags	FEE = feet	PAI = pairs
BAK = back skins	FLA = flasks	PCS = pieces
BOT = bottles	GRM = grammes	PND = pounds
BOX = boxes	HRN = hornbacks	SET = sets
BSK = belly skins	INC = inches	SHP = shipments
CAN = cans	KIL = kilogrammes	SID = sides
CRT = cartons	LTR = litres	SQC = square centimetres
CAS = cases	MGR = milligrammes	SQD = square decimetres
CCM = cubic centimetres	MYG = microgrammes	SQF = square feet
CTM = centimetres	MLT = millilitres	SQM = square metres
CUF = cubic feet	MTR = metres	TON = metric tons
CUM = cubic metres	OUN = ounces	

Focus on EU Enlargement and Wildlife Trade: Review of CITES Implementation in Candidate Countries**Purposes**

T	Commercial trade	P	Personal
M	Biomedical research	Z	Zoos
Q	Circuses and travelling exhibitions	S	Scientific
N	Reintroduction or introduction into the wild	H	Hunting trophies
B	Breeding in captivity or artificial propagation	G	Botanical gardens
L	Enforcement (e.g. evidence in court, specimen for training)	E	Educational

Sources

- W Specimens taken from the wild
- R Specimens originating from a ranching operation
- D Appendix I animals bred in captivity for commercial purposes, or Appendix I plant artificially propagated for commercial purposes, as well as parts and products thereof, exported under the provisions of Article VII, paragraph 4, of CITES
- A Plants that are artificially propagated in accordance with Resolution Conf. 9.18 (Rev.), paragraph a), as well as parts and products thereof, exported under the provisions of Article VII, paragraph 5 of the Convention (specimens of species included in Appendix I that have been propagated artificially for non-commercial purposes and specimens of species included in Appendix II and III)
- C Animals bred in captivity in accordance with Resolution Conf. 10.16, as well as parts and products thereof, exported under the provisions of Article VII, paragraph 5 of the Convention (specimens of species included in Appendix I that have been bred in captivity for non-commercial purposes and specimens of species included in Appendix II and III)
- F First generation (F1) animals born in captivity, but which do not fulfil the definition of “bred in captivity” in Resolution Conf. 10.16, as well as parts and products thereof.
- U Source unknown (must be justified)
- I Confiscated or seized specimens
- O Pre-Convention specimens

ANNUAL REPORT SUBMISSION

Country	1992	1993	1994	1995	1996	1997	1998	1999
BG	x	x	x	x	x		x	x
CY	x		x					
CZ	x	x	x	x	x	x	x	x
EE		x	x	x	x	x	x	
HU	x	x	x	x	x	x	x	
LV						x	x	
LT	non-Party							
MT	x	x	x	x	x	x	x	
PL	x		x	x	x	x	x	
RO								
SI								
SK	x	x	x	x	x	x	x	
TR						x	x	x

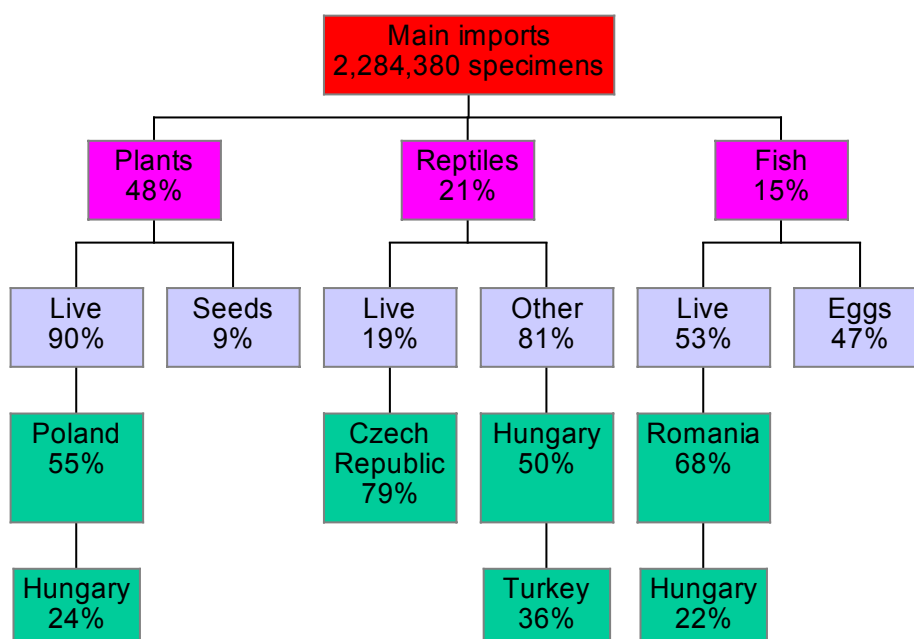
Legend:

Empty cells stand for non-Parties, black cells stand for Parties that did not submit an annual report and grey cells with "x" stand for years for which Parties submitted their annual report.

OVERALL TRADE (ALL AND WILD SPECIMENS)

Figure 1.

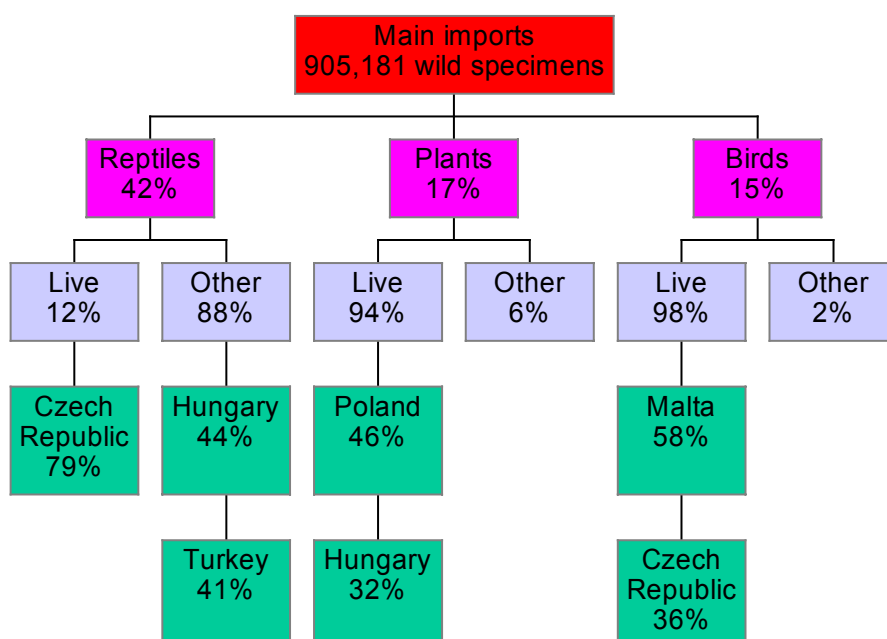
Breakdown of all specimens reported in numbers and imported by Candidate Countries in 1992-1999.



Source: CITES annual reports (comparative tabulations) compiled by UNEP-WCMC, 2001.

Figure 2.

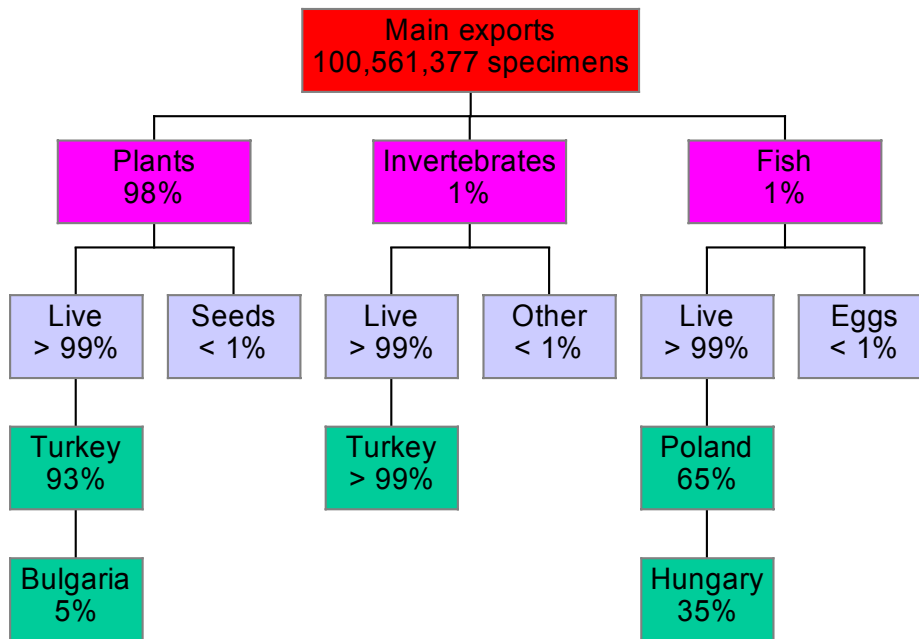
Breakdown of wild specimens reported in numbers and imported by Candidate Countries in 1992-1999.



Source: CITES annual reports (comparative tabulations) compiled by UNEP-WCMC, 2001.

Figure 3.

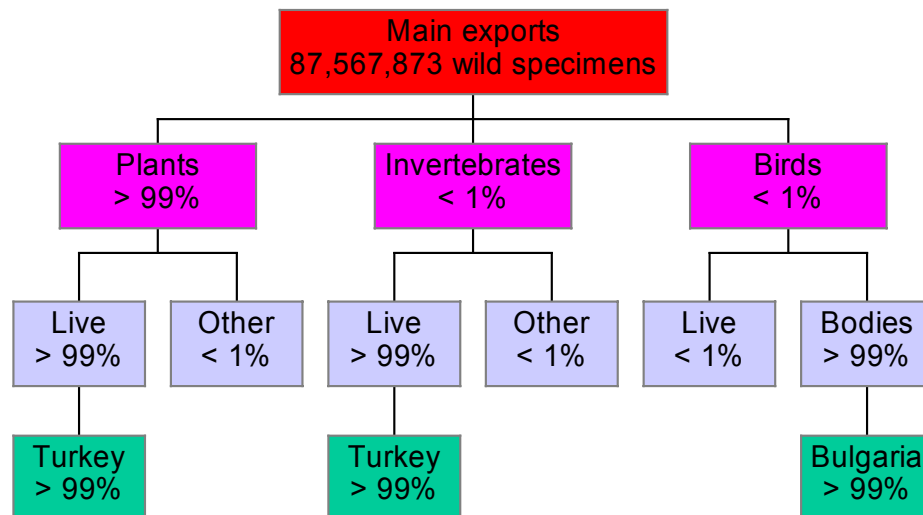
Breakdown of all specimens reported in numbers and exported by Candidate Countries in 1992-1999.



Source: CITES annual reports (comparative tabulations) compiled by UNEP-WCMC, 2001.

Figure 4.

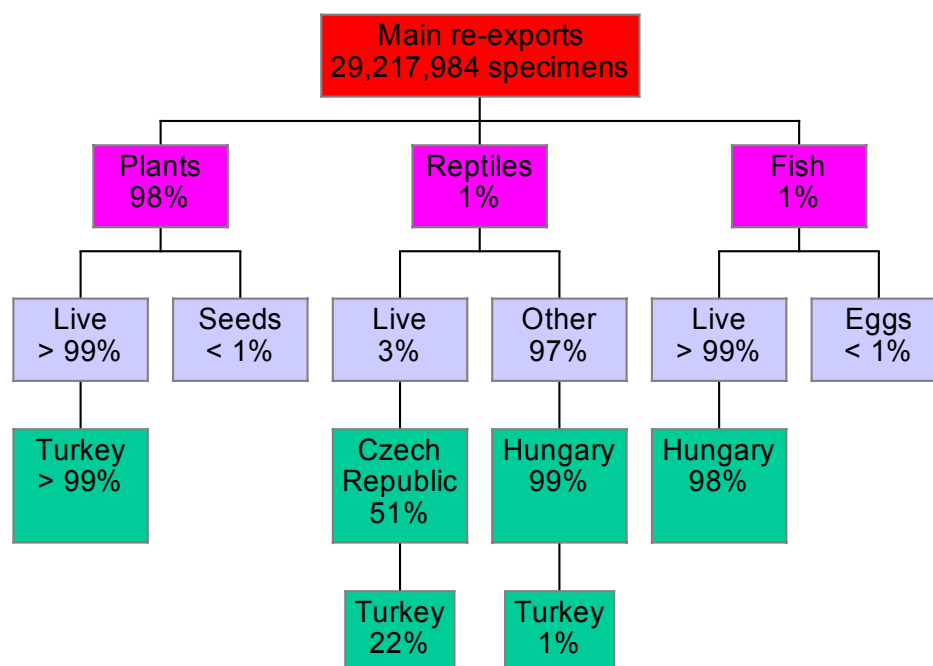
Breakdown of wild specimens reported in numbers and exported by Candidate Countries in 1992-1999.



Source: CITES annual reports (comparative tabulations) compiled by UNEP-WCMC, 2001.

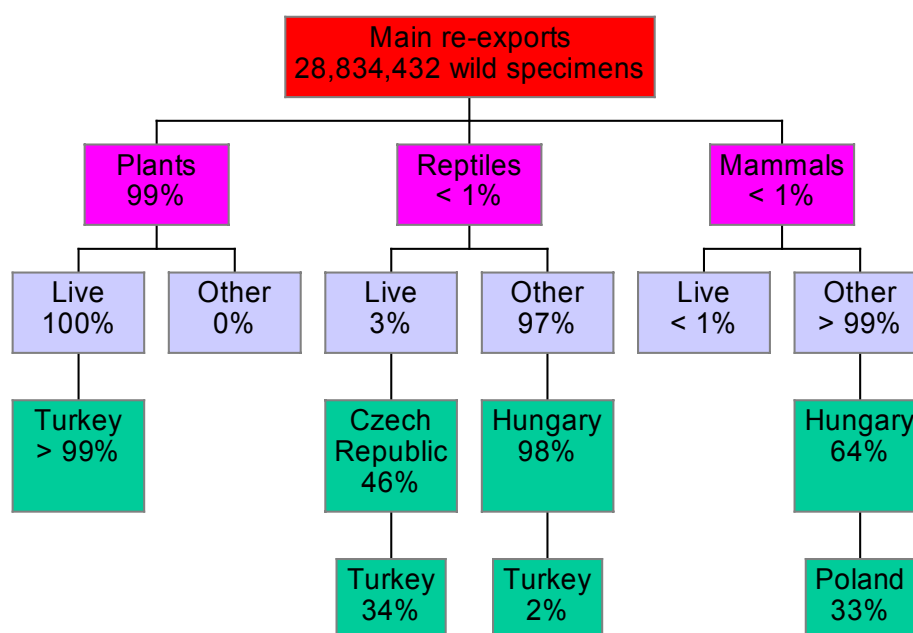
Focus on EU Enlargement and Wildlife Trade: Review of CITES Implementation in Candidate Countries

Figure 5.
Breakdown of all specimens reported in numbers and re-exported by Candidate Countries in 1992-1999.



Source: CITES annual reports (comparative tabulations) compiled by UNEP-WCMC, 2001.

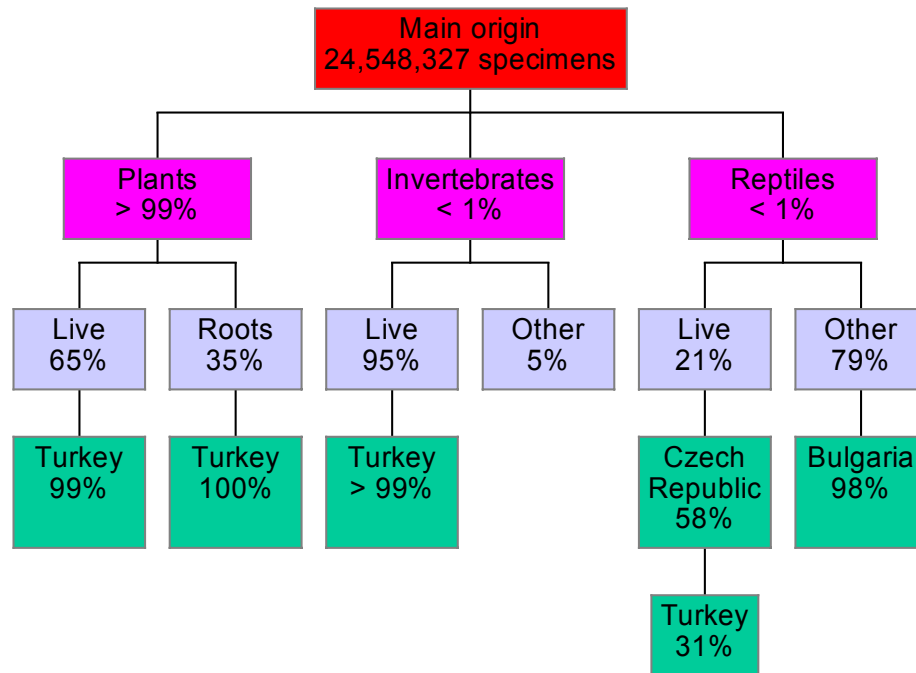
Figure 6.
Breakdown of wild specimens reported in numbers and re-exported by Candidate Countries in 1992-1999.



Source: CITES annual reports (comparative tabulations) compiled by UNEP-WCMC, 2001.

Figure 7.

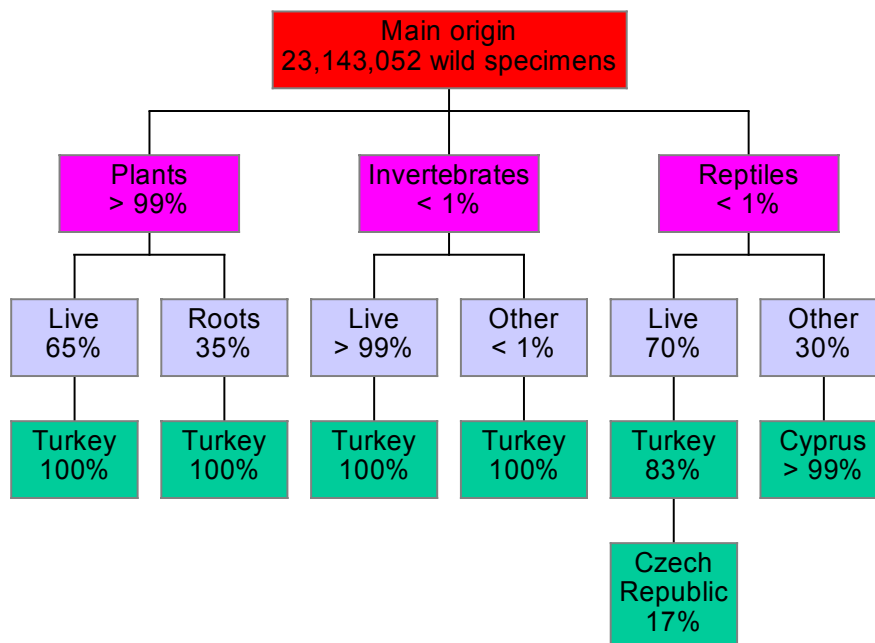
Breakdown of all specimens reported in numbers and with origin in Candidate Countries, but re-exported by other countries (origin minus direct export), in 1992-1999.



Source: CITES annual reports (comparative tabulations) compiled by UNEP-WCMC, 2001.

Figure 8.

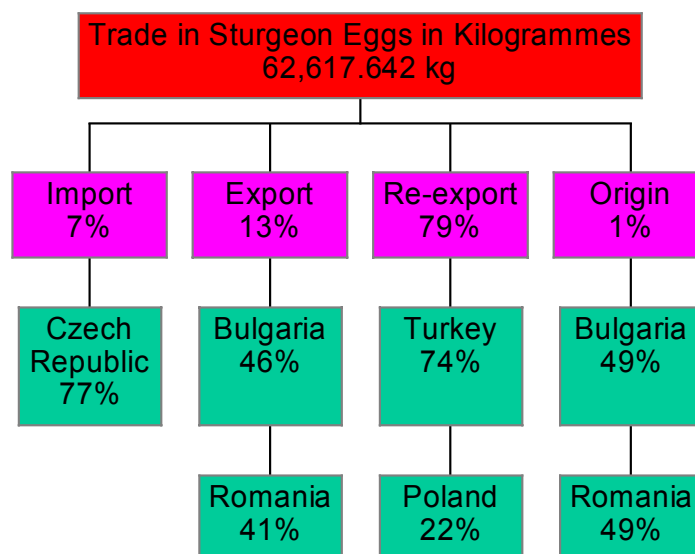
Breakdown of wild specimens reported in numbers and with origin in Candidate Countries, but re-exported by other countries (origin minus direct export) in 1992-1999.



Source: CITES annual reports (comparative tabulations) compiled by UNEP-WCMC, 2001.

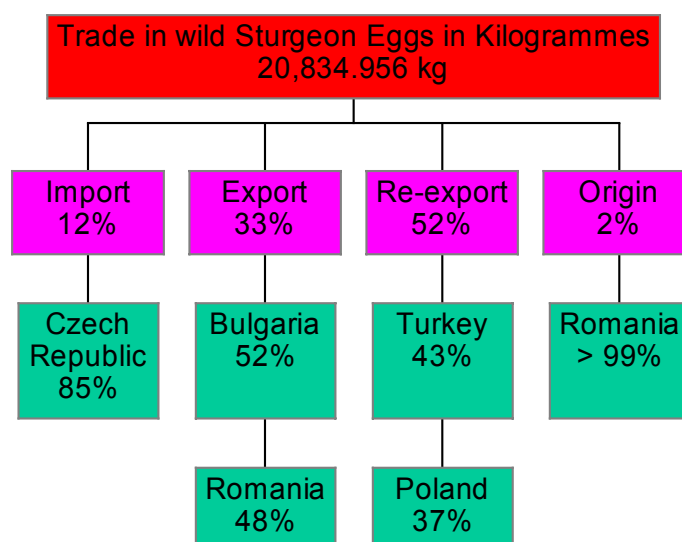
Focus on EU Enlargement and Wildlife Trade: Review of CITES Implementation in Candidate Countries

Figure 9.
Breakdown of trade in all sturgeon eggs (reported in kilogrammes) by Candidate Countries in 1992-1999.



Source: CITES annual reports (comparative tabulations) compiled by UNEP-WCMC, 2001.

Figure 10.
Breakdown of trade in wild sturgeon eggs (reported in kilogrammes) by Candidate Countries in 1992-1999.



Source: CITES annual reports (comparative tabulations) compiled by UNEP-WCMC, 2001.

OVERVIEW OF WILDLIFE TRAINING ACTIVITIES IN CANDIDATE COUNTRIES

2001

Date	Place	Title	Participants	Supported by
12 to 16 November	Bonn, Germany	1 st European Regional Meeting of the CITES Animals Committee and CITES -Seminar	In total, 84 participants, including 26 representatives from 11 Candidate Countries, CITES Secretariat, EC, TR-EU, WCMC	
5 to 6 November	Frankfurt, Germany	International Expert Workshop on the Enforcement of Wildlife Trade Controls in the EU	In total, 67 participants, including 5 representatives from CZ, LV, SI and TR-EU	TRAFFIC Europe and IUCN Environmental Law Centre
15 to 19 October	Estonia	Implementation of CITES and related EU legislation	EE and DK CITES MA and SA and Custom staff	DANCEE
10 to 11 May	Vranovská Ves, Czech Republic	European Subgroup of Interpol Working Group on Wildlife Crime: "Traditional Chinese Medicine and CITES"	CZ, SK, HU – inspectors working on CITES enforcement	
April	Slovakia	Seminar on the implementation of CITES in the EU Candidate Countries from Central and Eastern Europe		DANCEE
15 to 16 February	Riga, Latvia	Seminar on EU Nature Protection for the Baltic States	In total, 37 participants from EE, FI, LV, LT, UK, EC, TR-EU, TAIEX	TAIEX
30 to 31 January	Vilnius, Lithuania	Seminar on Environmental Legislation in the EU	In total, 44 participants from BG, CZ, DK, EE, HU, LT, LV, RO, SE, SI, SK, EC, TR-EU, SdT, SCIC	TAIEX

2000

Date	Place	Title	Participants	Supported by
14 to 15 December	Katowice, Poland	EU Council Regulation 338/97 on the protection of Species of Wild Fauna and Flora by regulating Trade therein	Around 100 participants, including CITES MA and SA and TR-EU	TAIEX
27 November to 1 December	Netherlands	Study visit: Implementation of EU Wildlife Trade Regulations in the Candidate Countries	CZ, HU, PL, SK	TAIEX
25 to 27 September	Mangalia, Romania	EU Council Regulation 338/97 on the protection of Species of Wild Fauna and Flora by regulating Trade therein	Around 80 participants, including members of the CITES MA and SA, and Custom authorities.	TAIEX
21 to 25 August	Isle of Vilm, Germany	CITES training seminar for Eastern European Countries	BG, CZ, EE, HU, LT, PL, SK, SI, TR, BY, HR, YU	
21 to 23 June	Isle of Vilm, Germany	2 nd Meeting of the European Subgroup of Interpol Working Group on Wildlife Crime		

1999

Date	Place	Title	Participants	Supported by
15 to 19 November	Cologne	CITES Customs Seminar	Custom officers from Hungary	
23 to 24 September	Rome, Italy	1 st Meeting of the European Subgroup of Interpol Working Group on Wildlife Crime		
23 to 27 August	Isle of Vilm, Germany	CITES Training Seminar for Management Authorities and Custom Agencies of Central and Eastern European Countries	Around 40 enforcement people from 13 central European countries, incl. BG, CZ, EE, HU, LT, PL, RO, SK and TR-EU	
6 to 9 May	Istanbul, Turkey	Customs 2000 seminar on CITES. EU DG XXI CITES Enforcement Seminar for Turkey	Around 70 participants responsible for CITES implementation in Turkey and TR-EU	TAIEX
22 to 26 March	Isle of Vilm, Germany	Training for CITES officers of Eastern European countries	Participants from Eastern European countries and AT, DK, CITES Secretariat	
2 February	Schneverdingen, Germany	Species conservation law seminar		

1998

Date	Place	Title	Participants	Supported by
12 to 13 November	Prague, Czech Republic	EU DG XXI CITES Enforcement Seminar for Central Europe	BG, CY, CZ, EE, HU, LV, LT, MT, PL, RO, SI, SK, more than 50 delegates and TR-EU	TAIEX
6 November	Wiesbaden, Germany	German Federal Police (BKA) Training Course		
5 to 8 October	Desná, Czech Republic	3 rd European Regional Meeting on CITES Plant Issues	Participation of 46 delegates from 15 European countries	
8 to 10 June	Jíloviště, Czech Republic	CITES for Custom authorities from Central and Eastern Europe	Participation of 16 foreign and 25 Czech authorities	
2 to 4 June	Prague, Czech Republic	10 th Meeting of the Interpol Subgroup on Wildlife Crime	Participation of 35 specialists from 25 countries (worldwide)	
1 to 2 March	London, UK	EU CITES Enforcement Seminar	Participation of 250 representatives from over 20 countries and Parties	